

Annual Operations Analysis By Provider (By Department)

01/2003 02/2003 03/2003 04/2003 05/2003 06/2003 07/2003 08/2003 09/2003 10/2003 11/2003 12/2003 Totals

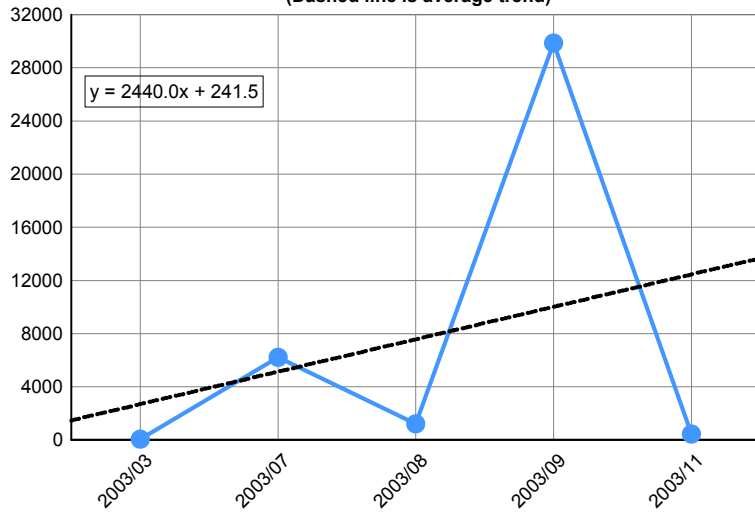
Bailey MD, William R

Charges

Anesthesia	\$0	\$0	\$0	\$0	\$0	\$0	\$0	\$0	\$1,309	\$0	\$0	\$0	\$1,309
Consultation	\$0	\$0	\$0	\$0	\$0	\$0	\$250	\$0	\$163	\$0	\$0	\$0	\$413
Established Patient Office Visits	\$0	\$0	\$46	\$0	\$0	\$0	\$2,454	\$91	\$5,864	\$0	\$0	\$0	\$8,455
Hospital Visits	\$0	\$0	\$0	\$0	\$0	\$0	\$0	\$0	\$8,190	\$0	\$0	\$0	\$8,190
Laboratory	\$0	\$0	\$0	\$0	\$0	\$0	\$2,041	\$313	\$2,991	\$0	\$300	\$0	\$5,645
New Patient Office Visits	\$0	\$0	\$0	\$0	\$0	\$0	\$534	\$364	\$3,987	\$0	\$0	\$0	\$4,885
Supplies	\$0	\$0	\$20	\$0	\$0	\$0	\$232	\$72	\$939	\$0	\$0	\$0	\$1,263
Surgery	\$0	\$0	\$0	\$0	\$0	\$0	\$242	\$0	\$2,255	\$0	\$0	\$0	\$2,497
Therapy	\$0	\$0	\$0	\$0	\$0	\$0	\$82	\$52	\$290	\$0	\$0	\$0	\$424
Unspecified	\$0	\$0	\$0	\$0	\$0	\$0	\$385	\$0	\$1,656	\$0	\$150	\$0	\$2,191
X-Ray	\$0	\$0	\$0	\$0	\$0	\$0	\$0	\$325	\$2,210	\$0	\$0	\$0	\$2,535
	\$0	\$0	\$66	\$0	\$0	\$0	\$6,220	\$1,217	\$29,854	\$0	\$450	\$0	\$37,807

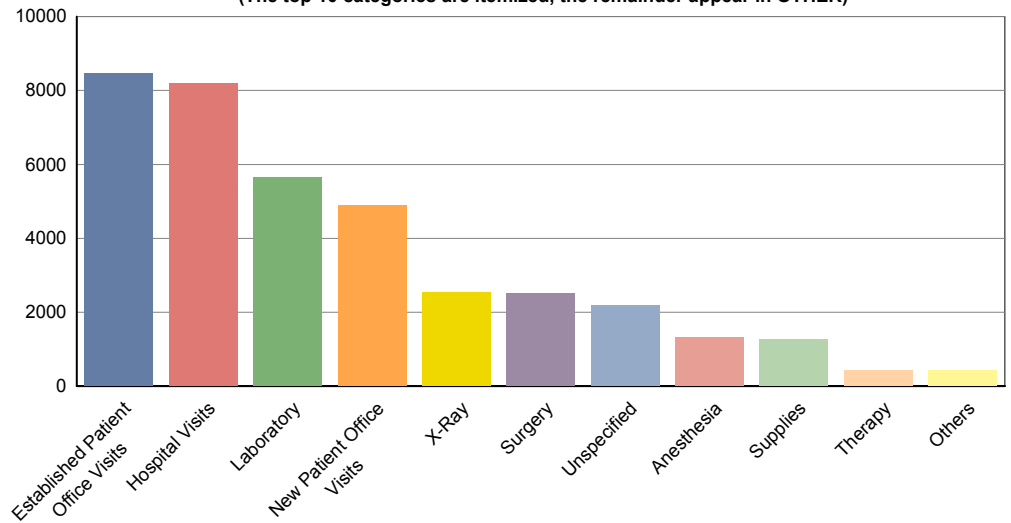
Charges Trend By Month

(Dashed line is average trend)



Total Charges Summarized By Category

(The top 10 categories are itemized, the remainder appear in OTHER)



Annual Operations Analysis By Provider (By Department)

01/2003 02/2003 03/2003 04/2003 05/2003 06/2003 07/2003 08/2003 09/2003 10/2003 11/2003 12/2003 Totals

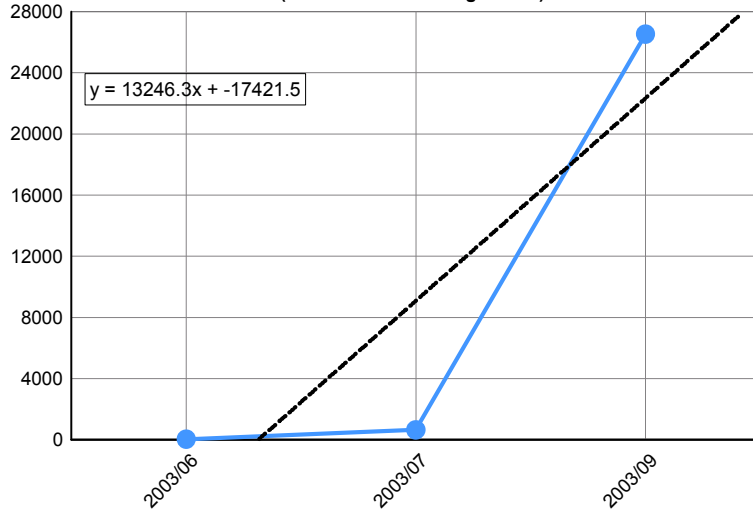
Bailey MD, William R

Payments

Anesthesia	\$0	\$0	\$0	\$0	\$0	\$0	\$0	\$0	\$10	\$0	\$0	\$0	\$10
Established Patient Office Visits	\$0	\$0	\$0	\$0	\$0	\$32	\$38	\$0	\$316	\$0	\$0	\$0	\$385
Laboratory	\$0	\$0	\$0	\$0	\$0	\$0	\$80	\$0	\$148	\$0	\$0	\$0	\$228
New Patient Office Visits	\$0	\$0	\$0	\$0	\$0	\$0	\$0	\$0	\$70	\$0	\$0	\$0	\$70
Supplies	\$0	\$0	\$0	\$0	\$0	\$4	\$10	\$0	\$81	\$0	\$0	\$0	\$95
Surgery	\$0	\$0	\$0	\$0	\$0	\$0	\$10	\$0	\$40	\$0	\$0	\$0	\$50
Unspecified	\$0	\$0	\$0	\$0	\$0	\$0	\$510	\$0	\$25,811	\$0	\$0	\$0	\$26,321
X-Ray	\$0	\$0	\$0	\$0	\$0	\$0	\$0	\$0	\$52	\$0	\$0	\$0	\$52
	\$0	\$0	\$0	\$0	\$0	\$36	\$648	\$0	\$26,528	\$0	\$0	\$0	\$27,211

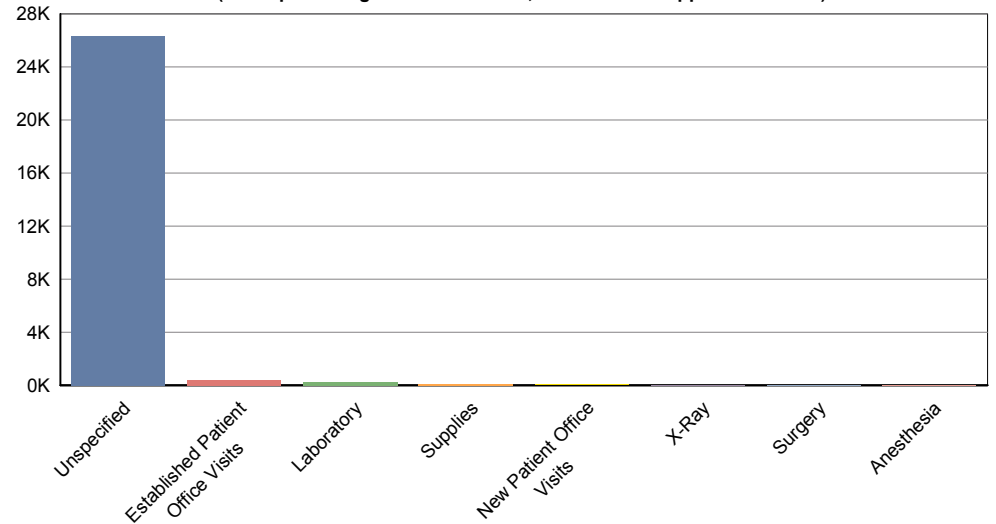
Payments Trend By Month

(Dashed line is average trend)



Total Payments Summarized By Category

(The top 10 categories are itemized, the remainder appear in OTHER)



Annual Operations Analysis By Provider (By Department)

01/2003 02/2003 03/2003 04/2003 05/2003 06/2003 07/2003 08/2003 09/2003 10/2003 11/2003 12/2003 Totals

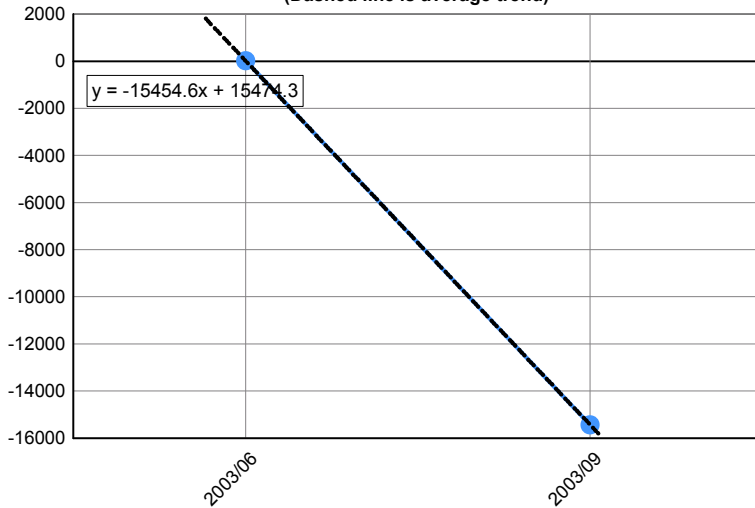
Bailey MD, William R

Adjustments

Established Patient Office Visits	\$0	\$0	\$0	\$0	\$0	\$14	\$0	\$0	\$2,037	\$0	\$0	\$0	\$2,051
Hospital Visits	\$0	\$0	\$0	\$0	\$0	\$0	\$0	\$0	\$3,510	\$0	\$0	\$0	\$3,510
Laboratory	\$0	\$0	\$0	\$0	\$0	\$0	\$0	\$0	\$887	\$0	\$0	\$0	\$887
New Patient Office Visits	\$0	\$0	\$0	\$0	\$0	\$0	\$0	\$0	\$2,257	\$0	\$0	\$0	\$2,257
Supplies	\$0	\$0	\$0	\$0	\$0	\$6	\$0	\$0	\$247	\$0	\$0	\$0	\$253
Surgery	\$0	\$0	\$0	\$0	\$0	\$0	\$0	\$0	\$227	\$0	\$0	\$0	\$227
Therapy	\$0	\$0	\$0	\$0	\$0	\$0	\$0	\$0	\$104	\$0	\$0	\$0	\$104
Unspecified	\$0	\$0	\$0	\$0	\$0	\$0	\$0	\$0	\$-25,558	\$0	\$0	\$0	\$-25,558
X-Ray	\$0	\$0	\$0	\$0	\$0	\$0	\$0	\$0	\$855	\$0	\$0	\$0	\$855
	\$0	\$0	\$0	\$0	\$0	\$20	\$0	\$0	\$-15,434	\$0	\$0	\$0	\$-15,414

Adjustments Trend By Month

(Dashed line is average trend)



Total Adjustments Summarized By Category

(The top 10 categories are itemized, the remainder appear in OTHER)

