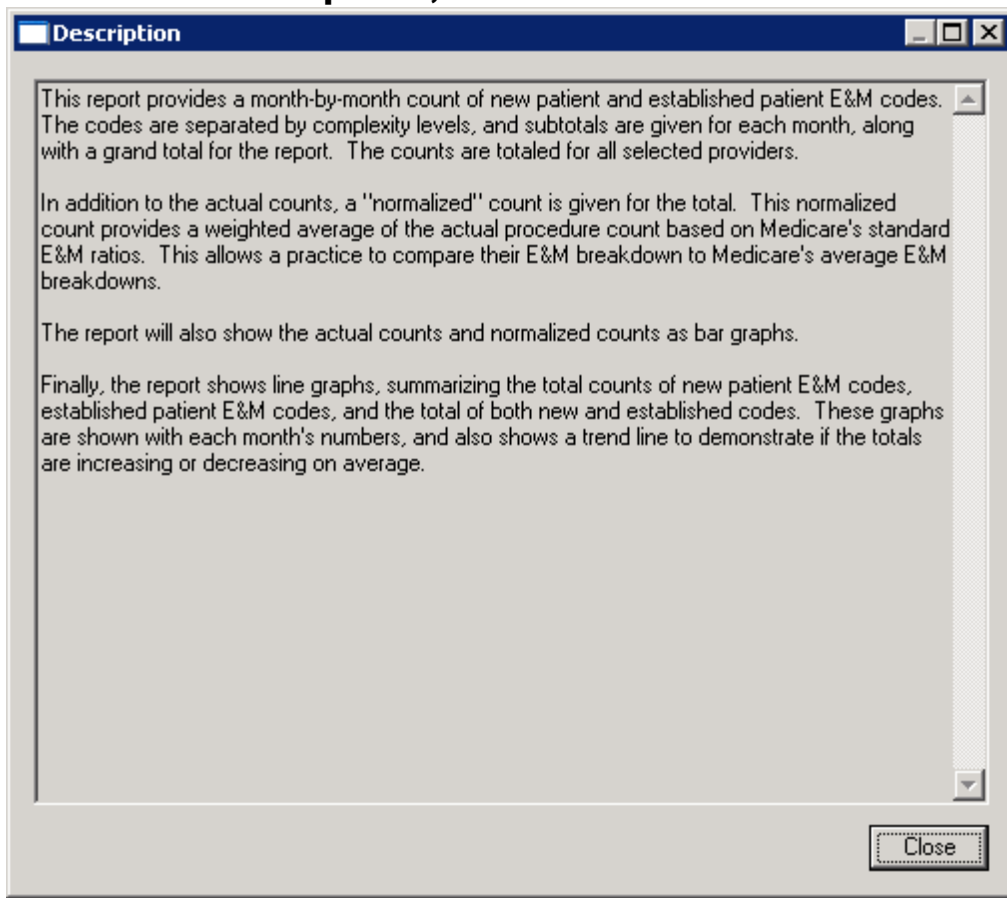
















Full Reports, A-E&M Profile Total



Input Parameters

Doctor	<input type="text"/>	
Facility	<input type="text"/>	
Company	<input type="text"/>	
<input checked="" type="radio"/> Date of Service		<input type="radio"/> Date of Entry
From Date	<input type="text"/>	To Date
	<input type="text"/>	<input type="text"/>
Level 1 (New Patient)	<input type="text"/>	
Level 2 (New Patient)	<input type="text"/>	
Level 3 (New Patient)	<input type="text"/>	
Level 4 (New Patient)	<input type="text"/>	
Level 5 (New Patient)	<input type="text"/>	
Level 1 (Est. Patient)	<input type="text"/>	
Level 2 (Est. Patient)	<input type="text"/>	
Level 3 (Est. Patient)	<input type="text"/>	
Level 4 (Est. Patient)	<input type="text"/>	
Level 5 (Est. Patient)	<input type="text"/>	
Footer	Default	
<input type="checkbox"/> Include criteria page		

A- E&M Profile Total

Provider	New Patient (NP) Data						New Total	Established Patient (EP) Data					Est Total	Total
	Level 1	Level 2	Level 3	Level 4	Level 5	Level 1		Level 2	Level 3	Level 4	Level 5			
Total Practice														
JAN 2004	0	0	0	0	0	0	0	0	0	0	0	0	0	0
FEB 2004	0	0	0	0	0	0	0	0	0	0	0	0	0	0
MAR 2004	0	0	0	0	0	0	0	0	0	0	0	0	0	0
APR 2004	0	0	0	0	0	0	0	0	0	0	0	0	0	0
MAY 2004	0	0	0	0	0	0	0	0	0	0	0	0	0	0
JUN 2004	0	0	0	0	0	0	0	0	0	0	0	0	0	0
JUL 2004	0	0	0	0	0	0	0	0	0	0	0	0	0	0
AUG 2004	0	0	0	0	0	0	0	0	0	0	0	0	0	0
SEP 2004	0	0	0	0	0	0	0	0	0	0	0	0	0	0
OCT 2004	0	0	0	0	0	0	0	0	0	0	0	0	0	0
NOV 2004	0	0	0	0	0	0	0	0	0	0	0	0	0	0
DEC 2004	0	0	0	0	0	0	0	0	0	0	0	0	0	0
Actual Total	0	0	0	0	0	0	0	0	0	0	0	0	0	0
Normalized	0	0	0	0	0	0	0	0	0	0	0	0	0	0

NP Actual					NP Normalized					EP Actual					EP Normalized									
0	0	0	0	0	0	0	0	0	0	0	0	0	0	0	0	0	0	0	0	0	0	0	0	0

