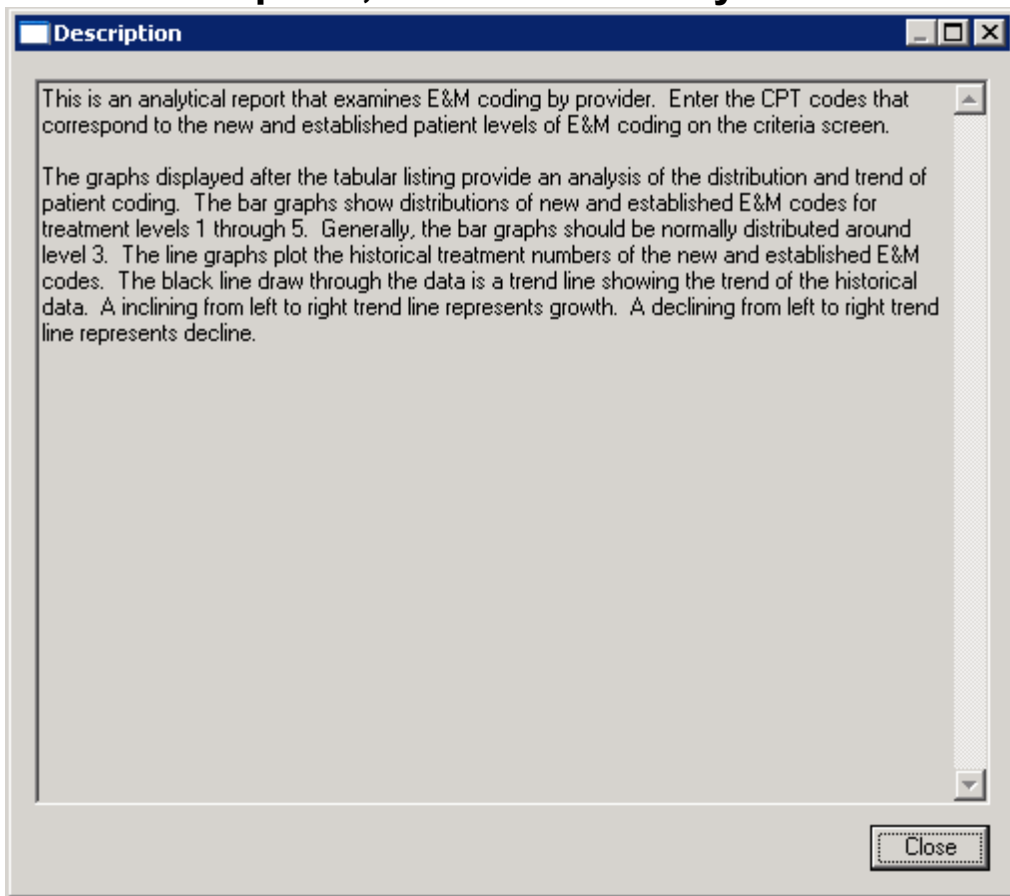
















## Full Reports, B-E&M Profile By Provider



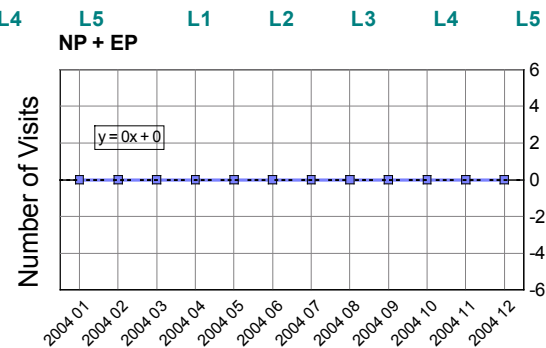
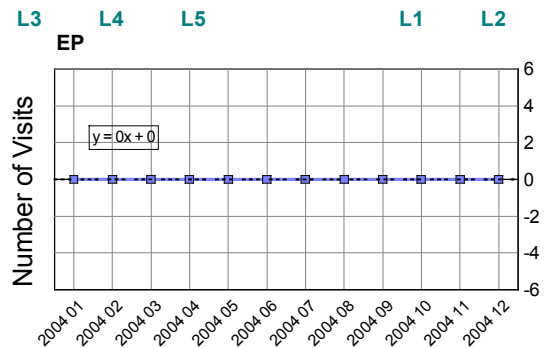
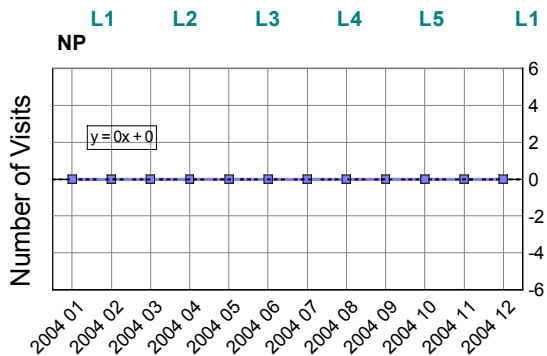
# Input Parameters

Doctor	<input type="text"/>	
Facility	<input type="text"/>	
Company	<input type="text"/>	
<input checked="" type="radio"/> Date of Service	<input type="text"/>	<input type="radio"/> Date of Entry
From Date	<input type="text"/>	To Date
	<input type="text"/>	<input type="text"/>
Level 1 (New Patient)	<input type="text"/>	
Level 2 (New Patient)	<input type="text"/>	
Level 3 (New Patient)	<input type="text"/>	
Level 4 (New Patient)	<input type="text"/>	
Level 5 (New Patient)	<input type="text"/>	
Level 1 (Est. Patient)	<input type="text"/>	
Level 2 (Est. Patient)	<input type="text"/>	
Level 3 (Est. Patient)	<input type="text"/>	
Level 4 (Est. Patient)	<input type="text"/>	
Level 5 (Est. Patient)	<input type="text"/>	
Footer	Default	
<input type="checkbox"/> Include criteria page		

## B - E&M Profile By Provider

Provider	New Patient (NP) Data						Established Patient (EP) Data					Est Total	Total	
	Level 1	Level 2	Level 3	Level 4	Level 5	New Total	Level 1	Level 2	Level 3	Level 4	Level 5			
<b>Provider - Donnell MD, Craig</b>														
JAN 2004	0	0	0	0	0	0	0	0	0	0	0	0	0	0
FEB 2004	0	0	0	0	0	0	0	0	0	0	0	0	0	0
MAR 2004	0	0	0	0	0	0	0	0	0	0	0	0	0	0
APR 2004	0	0	0	0	0	0	0	0	0	0	0	0	0	0
MAY 2004	0	0	0	0	0	0	0	0	0	0	0	0	0	0
JUN 2004	0	0	0	0	0	0	0	0	0	0	0	0	0	0
JUL 2004	0	0	0	0	0	0	0	0	0	0	0	0	0	0
AUG 2004	0	0	0	0	0	0	0	0	0	0	0	0	0	0
SEP 2004	0	0	0	0	0	0	0	0	0	0	0	0	0	0
OCT 2004	0	0	0	0	0	0	0	0	0	0	0	0	0	0
NOV 2004	0	0	0	0	0	0	0	0	0	0	0	0	0	0
DEC 2004	0	0	0	0	0	0	0	0	0	0	0	0	0	0
<b>Actual Total</b>	<b>0</b>	<b>0</b>	<b>0</b>	<b>0</b>	<b>0</b>	<b>0</b>	<b>0</b>	<b>0</b>	<b>0</b>	<b>0</b>	<b>0</b>	<b>0</b>	<b>0</b>	<b>0</b>
<b>Normalized</b>	<b>0</b>	<b>0</b>	<b>0</b>	<b>0</b>	<b>0</b>	<b>0</b>	<b>0</b>	<b>0</b>	<b>0</b>	<b>0</b>	<b>0</b>	<b>0</b>	<b>0</b>	<b>0</b>

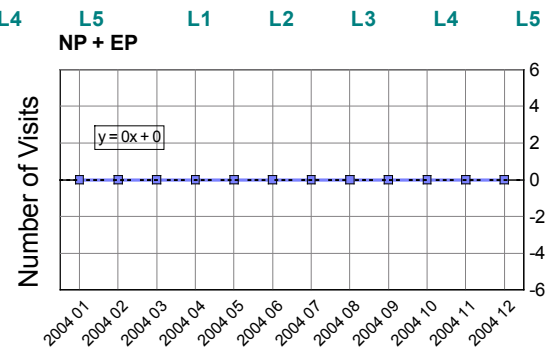
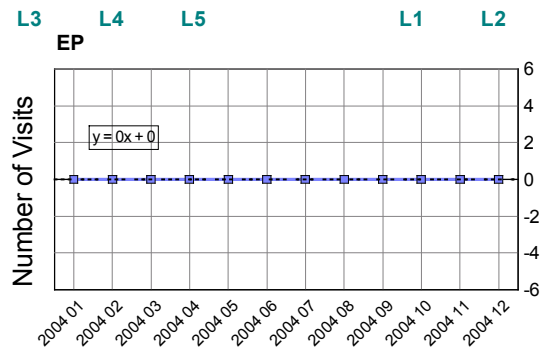
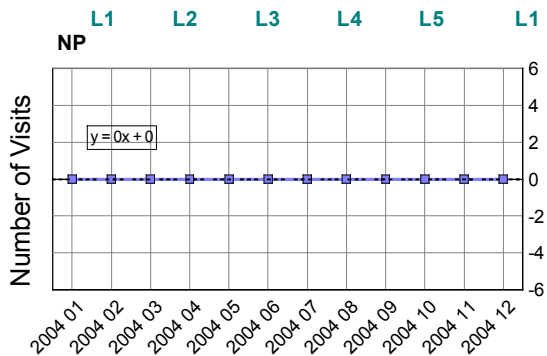
NP Actual						NP Normalized					EP Actual					EP Normalized									
0	0	0	0	0	0	0	0	0	0	0	0	0	0	0	0	0	0	0	0	0	0	0	0	0	0



## B - E&M Profile By Provider

Provider	New Patient (NP) Data						Established Patient (EP) Data					Est Total	Total	
	Level 1	Level 2	Level 3	Level 4	Level 5	New Total	Level 1	Level 2	Level 3	Level 4	Level 5			
<b>Provider - Kumar MD, Sanjay</b>														
JAN 2004	0	0	0	0	0	0	0	0	0	0	0	0	0	0
FEB 2004	0	0	0	0	0	0	0	0	0	0	0	0	0	0
MAR 2004	0	0	0	0	0	0	0	0	0	0	0	0	0	0
APR 2004	0	0	0	0	0	0	0	0	0	0	0	0	0	0
MAY 2004	0	0	0	0	0	0	0	0	0	0	0	0	0	0
JUN 2004	0	0	0	0	0	0	0	0	0	0	0	0	0	0
JUL 2004	0	0	0	0	0	0	0	0	0	0	0	0	0	0
AUG 2004	0	0	0	0	0	0	0	0	0	0	0	0	0	0
SEP 2004	0	0	0	0	0	0	0	0	0	0	0	0	0	0
OCT 2004	0	0	0	0	0	0	0	0	0	0	0	0	0	0
NOV 2004	0	0	0	0	0	0	0	0	0	0	0	0	0	0
DEC 2004	0	0	0	0	0	0	0	0	0	0	0	0	0	0
<b>Actual Total</b>	0	0	0	0	0	0	0	0	0	0	0	0	0	0
<b>Normalized</b>	0	0	0	0	0	0	0	0	0	0	0	0	0	0

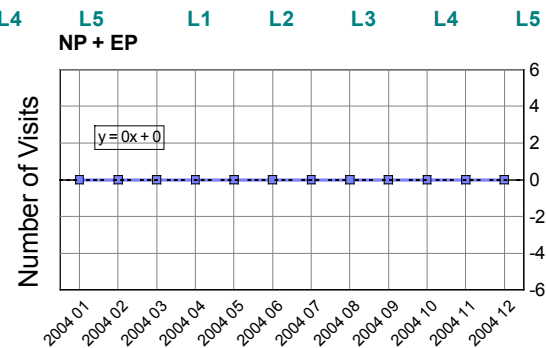
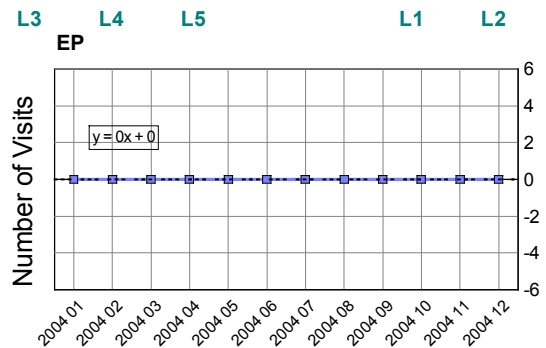
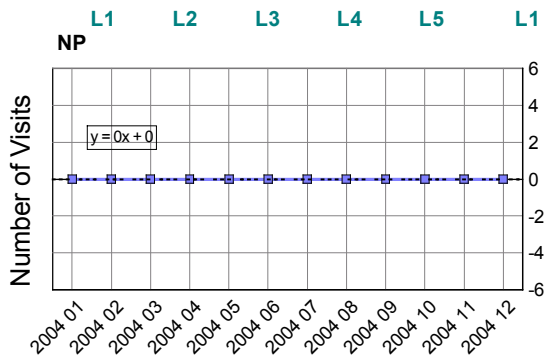
NP Actual					NP Normalized					EP Actual					EP Normalized									
0	0	0	0	0	0	0	0	0	0	0	0	0	0	0	0	0	0	0	0	0	0	0	0	0



## B - E&M Profile By Provider

Provider	New Patient (NP) Data					New Total	Established Patient (EP) Data					Est Total	Total	
	Level 1	Level 2	Level 3	Level 4	Level 5		Level 1	Level 2	Level 3	Level 4	Level 5			
<b>Provider - Lambert MD, Charlene</b>														
JAN 2004	0	0	0	0	0	0	0	0	0	0	0	0	0	0
FEB 2004	0	0	0	0	0	0	0	0	0	0	0	0	0	0
MAR 2004	0	0	0	0	0	0	0	0	0	0	0	0	0	0
APR 2004	0	0	0	0	0	0	0	0	0	0	0	0	0	0
MAY 2004	0	0	0	0	0	0	0	0	0	0	0	0	0	0
JUN 2004	0	0	0	0	0	0	0	0	0	0	0	0	0	0
JUL 2004	0	0	0	0	0	0	0	0	0	0	0	0	0	0
AUG 2004	0	0	0	0	0	0	0	0	0	0	0	0	0	0
SEP 2004	0	0	0	0	0	0	0	0	0	0	0	0	0	0
OCT 2004	0	0	0	0	0	0	0	0	0	0	0	0	0	0
NOV 2004	0	0	0	0	0	0	0	0	0	0	0	0	0	0
DEC 2004	0	0	0	0	0	0	0	0	0	0	0	0	0	0
<b>Actual Total</b>	0	0	0	0	0	0	0	0	0	0	0	0	0	0
<b>Normalized</b>	0	0	0	0	0	0	0	0	0	0	0	0	0	0

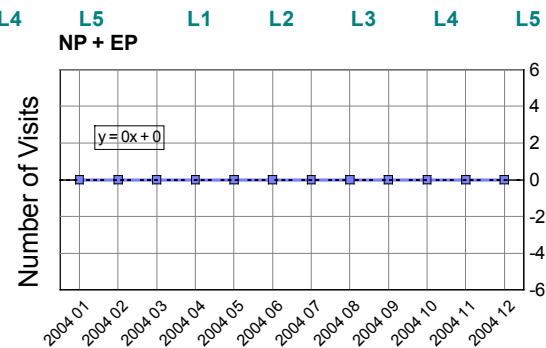
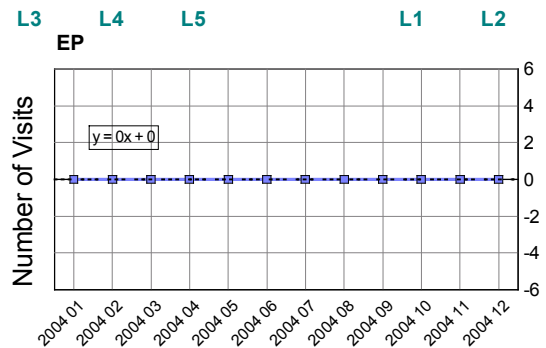
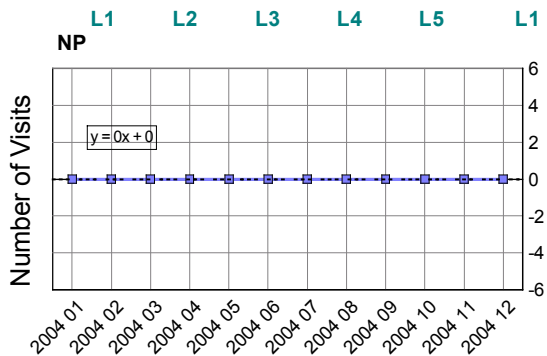
NP Actual					NP Normalized					EP Actual					EP Normalized									
0	0	0	0	0	0	0	0	0	0	0	0	0	0	0	0	0	0	0	0	0	0	0	0	0



## B - E&M Profile By Provider

Provider	New Patient (NP) Data					New Total	Established Patient (EP) Data					Est Total	Total	
	Level 1	Level 2	Level 3	Level 4	Level 5		Level 1	Level 2	Level 3	Level 4	Level 5			
<b>Provider - Perry MD, Katherine</b>														
JAN 2004	0	0	0	0	0	0	0	0	0	0	0	0	0	0
FEB 2004	0	0	0	0	0	0	0	0	0	0	0	0	0	0
MAR 2004	0	0	0	0	0	0	0	0	0	0	0	0	0	0
APR 2004	0	0	0	0	0	0	0	0	0	0	0	0	0	0
MAY 2004	0	0	0	0	0	0	0	0	0	0	0	0	0	0
JUN 2004	0	0	0	0	0	0	0	0	0	0	0	0	0	0
JUL 2004	0	0	0	0	0	0	0	0	0	0	0	0	0	0
AUG 2004	0	0	0	0	0	0	0	0	0	0	0	0	0	0
SEP 2004	0	0	0	0	0	0	0	0	0	0	0	0	0	0
OCT 2004	0	0	0	0	0	0	0	0	0	0	0	0	0	0
NOV 2004	0	0	0	0	0	0	0	0	0	0	0	0	0	0
DEC 2004	0	0	0	0	0	0	0	0	0	0	0	0	0	0
<b>Actual Total</b>	0	0	0	0	0	0	0	0	0	0	0	0	0	0
<b>Normalized</b>	0	0	0	0	0	0	0	0	0	0	0	0	0	0

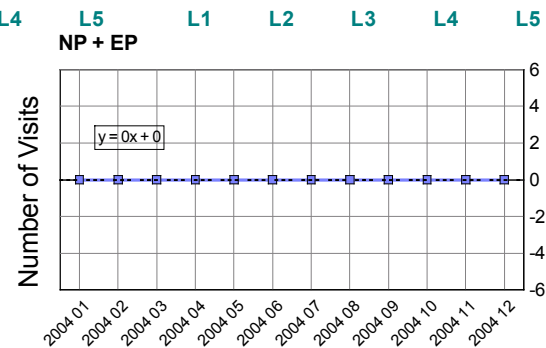
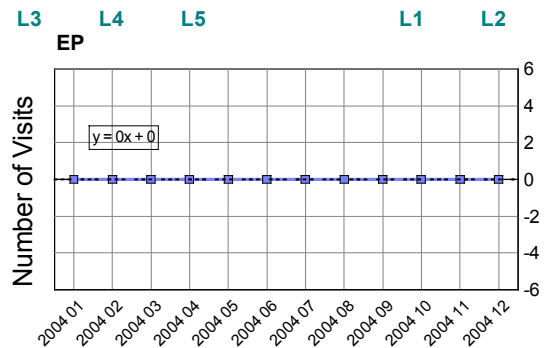
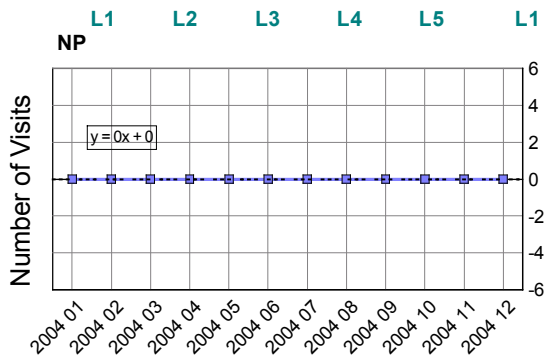
NP Actual					NP Normalized					EP Actual					EP Normalized									
0	0	0	0	0	0	0	0	0	0	0	0	0	0	0	0	0	0	0	0	0	0	0	0	0



## B - E&M Profile By Provider

Provider	New Patient (NP) Data						Established Patient (EP) Data					Est Total	Total	
	Level 1	Level 2	Level 3	Level 4	Level 5	New Total	Level 1	Level 2	Level 3	Level 4	Level 5			
<b>Provider - Reed MD, Steve B</b>														
JAN 2004	0	0	0	0	0	0	0	0	0	0	0	0	0	0
FEB 2004	0	0	0	0	0	0	0	0	0	0	0	0	0	0
MAR 2004	0	0	0	0	0	0	0	0	0	0	0	0	0	0
APR 2004	0	0	0	0	0	0	0	0	0	0	0	0	0	0
MAY 2004	0	0	0	0	0	0	0	0	0	0	0	0	0	0
JUN 2004	0	0	0	0	0	0	0	0	0	0	0	0	0	0
JUL 2004	0	0	0	0	0	0	0	0	0	0	0	0	0	0
AUG 2004	0	0	0	0	0	0	0	0	0	0	0	0	0	0
SEP 2004	0	0	0	0	0	0	0	0	0	0	0	0	0	0
OCT 2004	0	0	0	0	0	0	0	0	0	0	0	0	0	0
NOV 2004	0	0	0	0	0	0	0	0	0	0	0	0	0	0
DEC 2004	0	0	0	0	0	0	0	0	0	0	0	0	0	0
<b>Actual Total</b>	0	0	0	0	0	0	0	0	0	0	0	0	0	0
<b>Normalized</b>	0	0	0	0	0	0	0	0	0	0	0	0	0	0

NP Actual					NP Normalized					EP Actual					EP Normalized									
0	0	0	0	0	0	0	0	0	0	0	0	0	0	0	0	0	0	0	0	0	0	0	0	0



## B - E&M Profile By Provider

Provider	New Patient (NP) Data						Established Patient (EP) Data					Est Total	Total	
	Level 1	Level 2	Level 3	Level 4	Level 5	New Total	Level 1	Level 2	Level 3	Level 4	Level 5			
<b>Provider - Reinhart MD, Edward</b>														
JAN 2004	0	0	0	0	0	0	0	0	0	0	0	0	0	0
FEB 2004	0	0	0	0	0	0	0	0	0	0	0	0	0	0
MAR 2004	0	0	0	0	0	0	0	0	0	0	0	0	0	0
APR 2004	0	0	0	0	0	0	0	0	0	0	0	0	0	0
MAY 2004	0	0	0	0	0	0	0	0	0	0	0	0	0	0
JUN 2004	0	0	0	0	0	0	0	0	0	0	0	0	0	0
JUL 2004	0	0	0	0	0	0	0	0	0	0	0	0	0	0
AUG 2004	0	0	0	0	0	0	0	0	0	0	0	0	0	0
SEP 2004	0	0	0	0	0	0	0	0	0	0	0	0	0	0
OCT 2004	0	0	0	0	0	0	0	0	0	0	0	0	0	0
NOV 2004	0	0	0	0	0	0	0	0	0	0	0	0	0	0
DEC 2004	0	0	0	0	0	0	0	0	0	0	0	0	0	0
<b>Actual Total</b>	0	0	0	0	0	0	0	0	0	0	0	0	0	0
<b>Normalized</b>	0	0	0	0	0	0	0	0	0	0	0	0	0	0

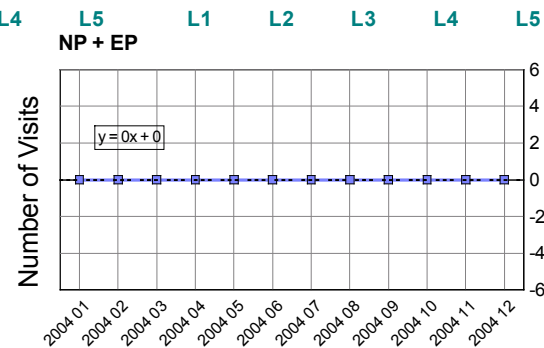
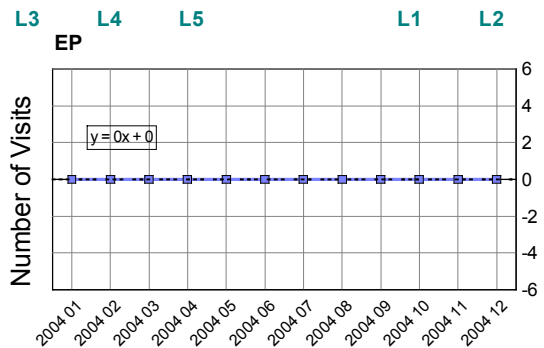
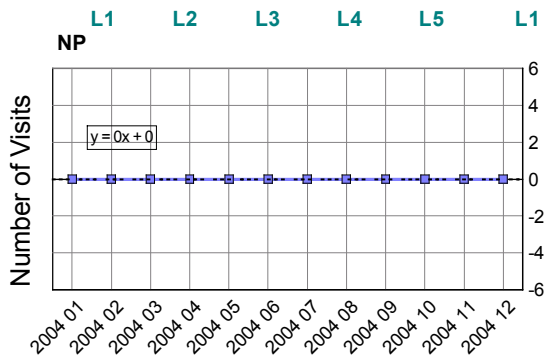
NP Actual

NP Normalized

EP Actual

EP Normalized

0   0   0   0   0   0   0   0   0   0   0   0   0   0   0   0   0   0   0   0   0



## B - E&M Profile By Provider

Provider	New Patient (NP) Data					New Total	Established Patient (EP) Data					Est Total	Total	
	Level 1	Level 2	Level 3	Level 4	Level 5		Level 1	Level 2	Level 3	Level 4	Level 5			
<b>Provider - Rodriguez MD, Samuel</b>														
JAN 2004	0	0	0	0	0	0	0	0	0	0	0	0	0	0
FEB 2004	0	0	0	0	0	0	0	0	0	0	0	0	0	0
MAR 2004	0	0	0	0	0	0	0	0	0	0	0	0	0	0
APR 2004	0	0	0	0	0	0	0	0	0	0	0	0	0	0
MAY 2004	0	0	0	0	0	0	0	0	0	0	0	0	0	0
JUN 2004	0	0	0	0	0	0	0	0	0	0	0	0	0	0
JUL 2004	0	0	0	0	0	0	0	0	0	0	0	0	0	0
AUG 2004	0	0	0	0	0	0	0	0	0	0	0	0	0	0
SEP 2004	0	0	0	0	0	0	0	0	0	0	0	0	0	0
OCT 2004	0	0	0	0	0	0	0	0	0	0	0	0	0	0
NOV 2004	0	0	0	0	0	0	0	0	0	0	0	0	0	0
DEC 2004	0	0	0	0	0	0	0	0	0	0	0	0	0	0
<b>Actual Total</b>	0	0	0	0	0	0	0	0	0	0	0	0	0	0
<b>Normalized</b>	0	0	0	0	0	0	0	0	0	0	0	0	0	0

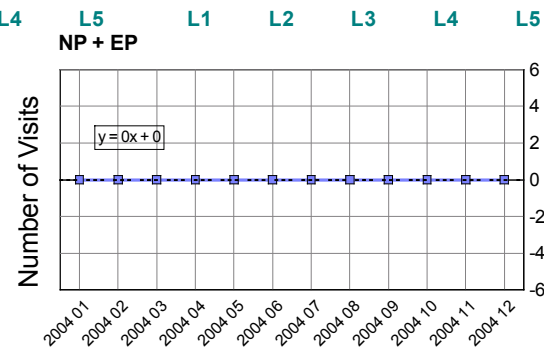
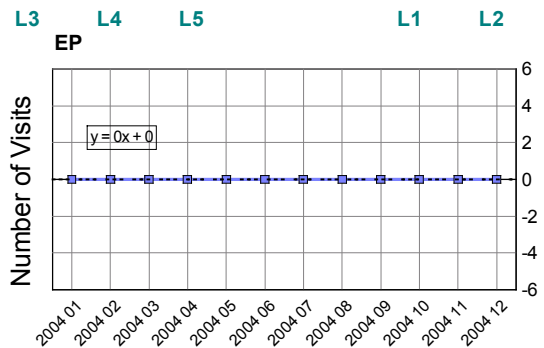
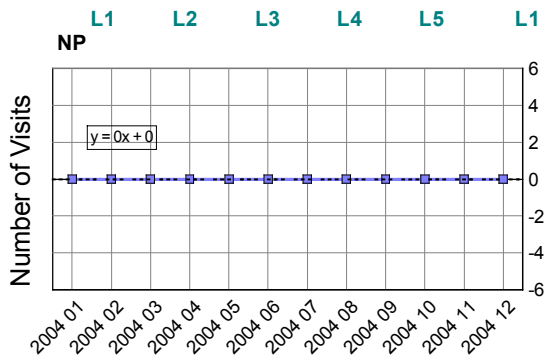
NP Actual

NP Normalized

EP Actual

EP Normalized

0   0   0   0   0   0   0   0   0   0   0   0   0   0   0   0   0   0   0   0   0



## B - E&M Profile By Provider

Provider	New Patient (NP) Data						Established Patient (EP) Data					Est Total	Total	
	Level 1	Level 2	Level 3	Level 4	Level 5	New Total	Level 1	Level 2	Level 3	Level 4	Level 5			
<b>Provider - Snell MD, Thomas</b>														
JAN 2004	0	0	0	0	0	0	0	0	0	0	0	0	0	0
FEB 2004	0	0	0	0	0	0	0	0	0	0	0	0	0	0
MAR 2004	0	0	0	0	0	0	0	0	0	0	0	0	0	0
APR 2004	0	0	0	0	0	0	0	0	0	0	0	0	0	0
MAY 2004	0	0	0	0	0	0	0	0	0	0	0	0	0	0
JUN 2004	0	0	0	0	0	0	0	0	0	0	0	0	0	0
JUL 2004	0	0	0	0	0	0	0	0	0	0	0	0	0	0
AUG 2004	0	0	0	0	0	0	0	0	0	0	0	0	0	0
SEP 2004	0	0	0	0	0	0	0	0	0	0	0	0	0	0
OCT 2004	0	0	0	0	0	0	0	0	0	0	0	0	0	0
NOV 2004	0	0	0	0	0	0	0	0	0	0	0	0	0	0
DEC 2004	0	0	0	0	0	0	0	0	0	0	0	0	0	0
<b>Actual Total</b>	0	0	0	0	0	0	0	0	0	0	0	0	0	0
<b>Normalized</b>	0	0	0	0	0	0	0	0	0	0	0	0	0	0

NP Actual						NP Normalized					EP Actual					EP Normalized									
0	0	0	0	0	0	0	0	0	0	0	0	0	0	0	0	0	0	0	0	0	0	0	0	0	0

