

# Full Reports, C-Monthly Financial Summary Total

**Description**

This report provides a monthly view of the charges, payments, and adjustments for specified months. You can use it to examine charges and collections by doctor, facility, or both on a monthly basis.


This report only lists a summary total for charges, payments, and adjustments for the months you specify, along with the beginning and ending accounts receivable. To view more details on charges, payments, and adjustments, see the Monthly Transaction Summary report.


This summary of transactions is useful as a quick balancing tool for the total monthly transactions. The Payments column represents net payments (including negative transactions). This report is designed to closely correspond to bank statement totals. Also, the outstanding accounts receivable on the Monthly Financial Summary report can be expected to balance to the Procedure Date Aging reports when both reports are generated by date of entry and the for the same time period.


Note: This report will balance to the Monthly Transaction Summary if both reports are run by either the date of service or date of entry.


Close

## Input Parameters

Doctor  


Facility  

Company  

Group By  

Date  Date of Service  Date of Entry

From Date  To Date

Footer  

Show Graph

Include criteria page

# C- Monthly Financial Summary Total

01/01/2004 12/31/2004

Month	Beginning A/R	Charges	Payments	Collectable Adjustments	Non-Collectable Adjustments	Ending A/R	Encounters	Days in A/R
January, 2004	160.20	26,425.00	(822.40)	0.00	0.00	25,762.80	43	30.22
February, 2004	25,762.80	62,076.61	(10,071.74)	0.00	(10,962.46)	66,805.21	94	30.13
March, 2004	66,805.21	77,924.00	(29,171.97)	0.00	(27,820.63)	87,736.61	110	34.90
April, 2004	87,736.61	39,633.16	(32,470.58)	0.00	(35,620.62)	59,278.57	67	44.87
May, 2004	59,278.57	26,108.16	(16,257.44)	0.00	(21,679.16)	47,450.13	39	56.34
June, 2004	47,450.13	22,030.00	(11,807.29)	0.00	(9,709.71)	47,963.13	31	65.32
July, 2004	47,963.13	5,039.00	(6,826.27)	0.00	(9,856.73)	36,319.13	17	223.44
August, 2004	36,319.13	35,374.00	(5,080.87)	0.00	(2,195.93)	64,416.33	43	56.45
September, 2004	64,416.33	61,259.00	(14,190.83)	0.00	(14,904.97)	96,579.53	75	47.30
October, 2004	96,579.53	59,593.00	(25,617.07)	0.00	(28,397.33)	102,158.13	87	53.14
November, 2004	102,158.13	41,425.00	(17,961.14)	0.00	(20,327.06)	105,294.93	59	76.25
December, 2004	105,294.93	13,588.00	(16,813.22)	0.00	(19,730.56)	82,339.15	23	187.85
<b>Totals</b>		<b>\$470,474.93</b>	<b>\$(187,090.82)</b>	<b>\$0.00</b>	<b>\$(201,205.16)</b>		<b>688</b>	<b>64.05</b>

