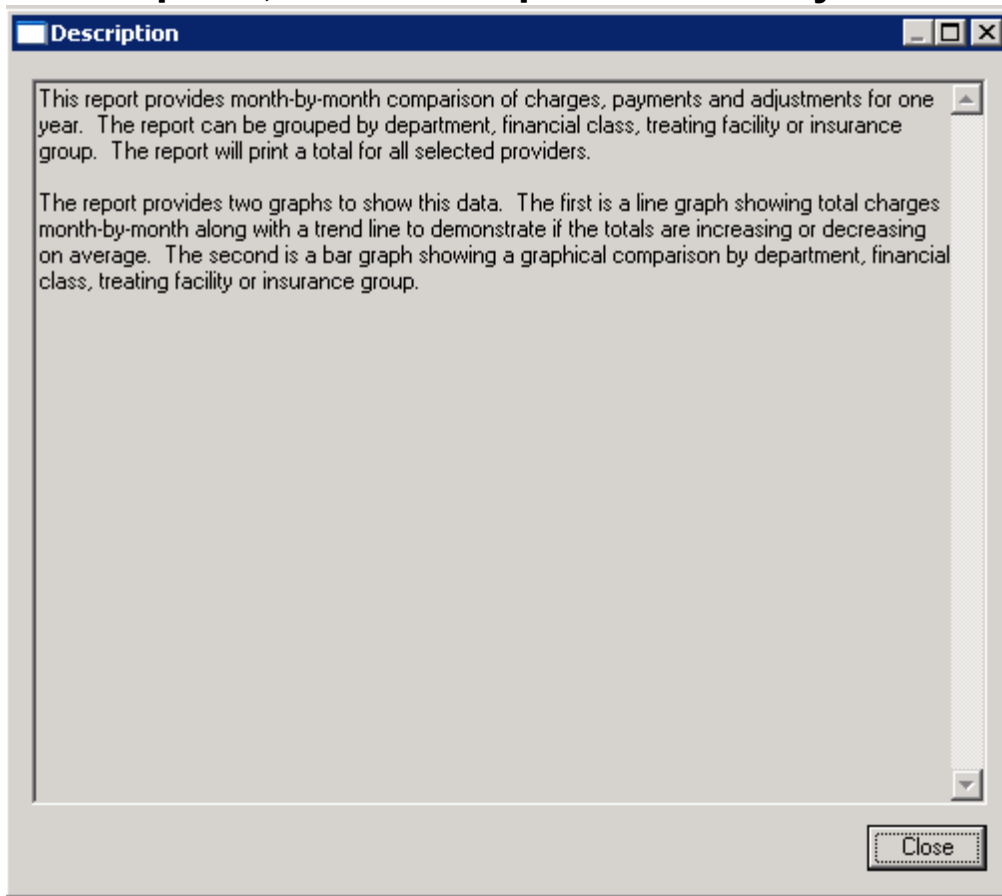


Full Reports, E-Annual Operations Analysis Total



Input Parameters

Doctor	<input type="text"/>	
Resource	<input type="text"/>	
Facility	<input type="text"/>	
Company	<input type="text"/>	
Financial Class	<input type="text" value="(all)"/>	
Department	<input type="text" value="(all)"/>	
Date Of Entry	<input type="text"/>	
Group By:	<input type="text" value="Department"/>	
Footer	<input type="text" value="Default"/>	
<input type="checkbox"/>	Include criteria page	

E - Annual Operations Analysis Total (By Department)

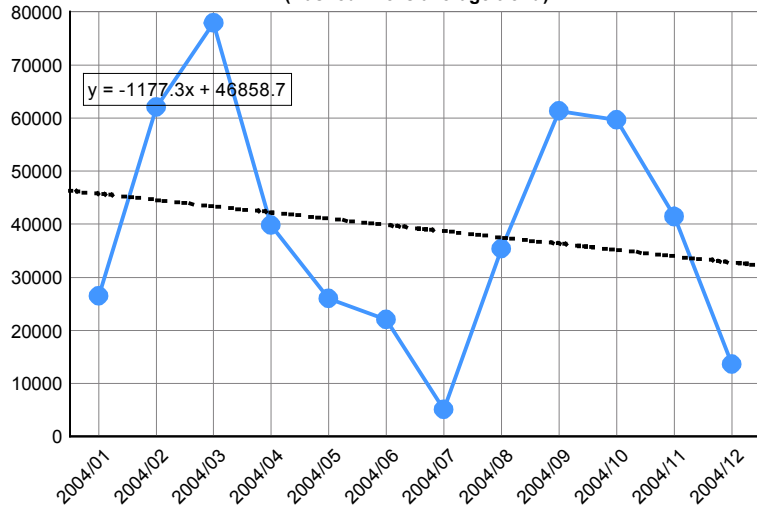
01/2004 02/2004 03/2004 04/2004 05/2004 06/2004 07/2004 08/2004 09/2004 10/2004 11/2004 12/2004 Totals

Total Practice

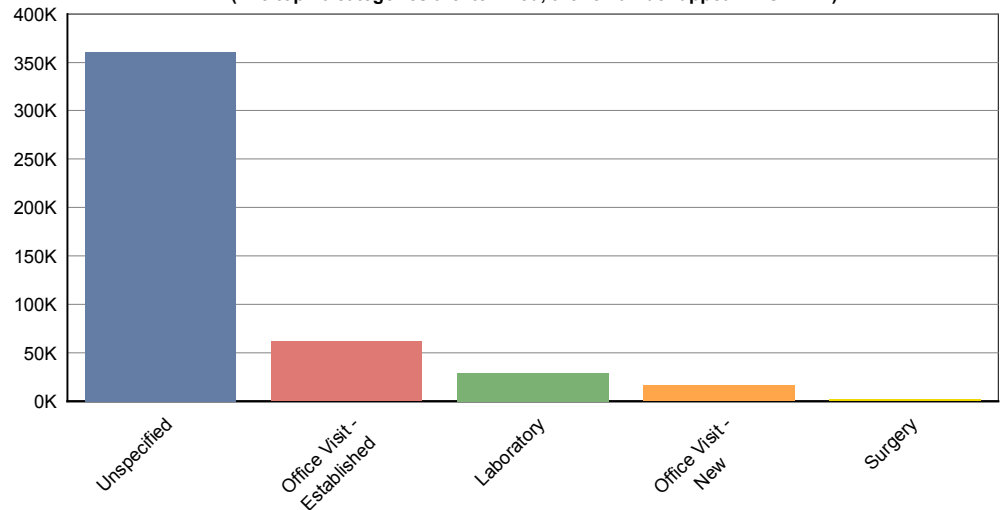
Charges

Laboratory	\$2,121	\$4,080	\$4,262	\$2,121	\$2,012	\$1,010	\$707	\$1,911	\$3,434	\$4,133	\$2,666	\$525	\$28,982
Office Visit - Established	\$1,160	\$5,770	\$9,599	\$6,809	\$3,668	\$3,019	\$1,756	\$4,653	\$8,544	\$9,182	\$5,489	\$2,220	\$61,869
Office Visit - New	\$6,443	\$6,827	\$3,444	\$0	\$0	\$0	\$0	\$0	\$0	\$0	\$0	\$0	\$16,714
Surgery	\$0	\$0	\$1,071	\$0	\$0	\$0	\$101	\$101	\$235	\$0	\$592	\$0	\$2,100
Unspecified	\$16,701	\$45,400	\$59,548	\$30,831	\$20,300	\$18,001	\$2,475	\$28,709	\$49,046	\$46,278	\$32,678	\$10,843	\$360,810
	\$26,425	\$62,077	\$77,924	\$39,761	\$25,980	\$22,030	\$5,039	\$35,374	\$61,259	\$59,593	\$41,425	\$13,588	\$470,475

Charges Trend By Month
(Dashed line is average trend)



Total Charges Summarized By Category
(The top 10 categories are itemized, the remainder appear in OTHER)



E - Annual Operations Analysis Total (By Department)

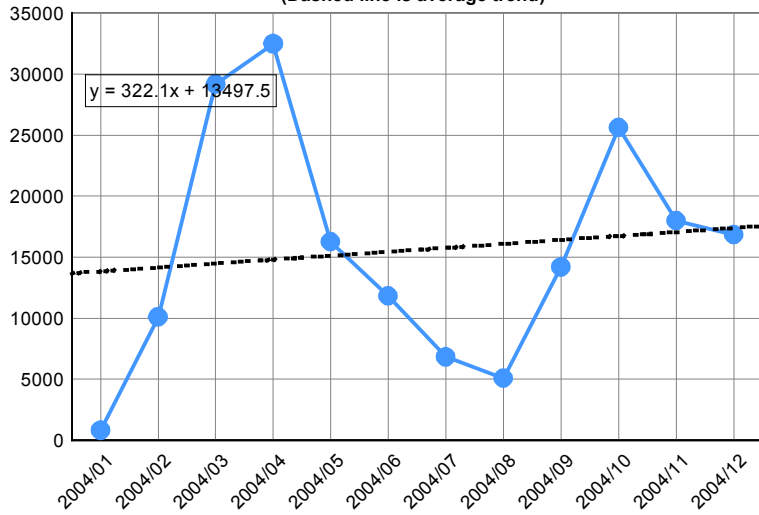
01/2004 02/2004 03/2004 04/2004 05/2004 06/2004 07/2004 08/2004 09/2004 10/2004 11/2004 12/2004 Totals

Total Practice

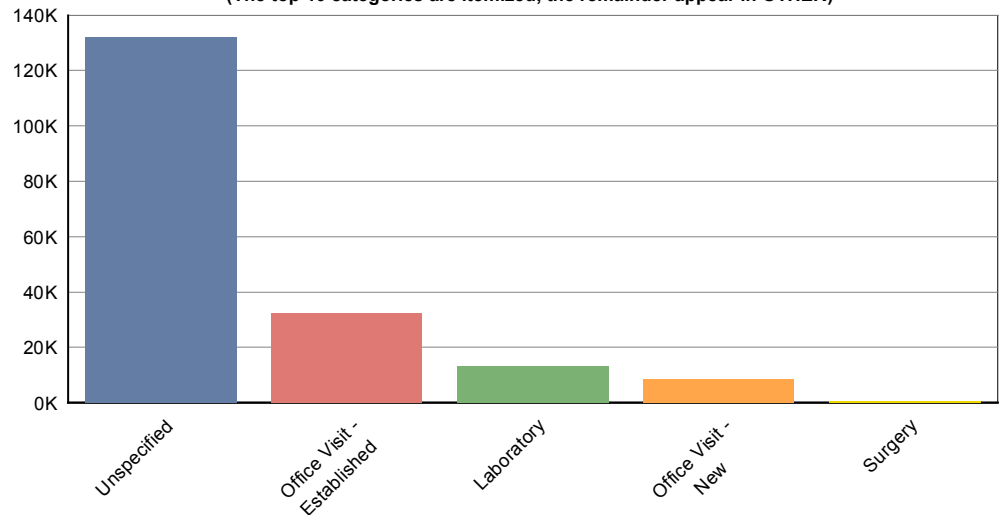
Payments

Laboratory	\$20	\$966	\$1,788	\$2,082	\$849	\$1,067	\$568	\$364	\$712	\$1,732	\$1,959	\$1,220	\$13,327
Office Visit - Established	\$71	\$1,049	\$3,905	\$5,025	\$3,646	\$3,249	\$1,505	\$1,819	\$1,956	\$4,295	\$3,735	\$1,985	\$32,240
Office Visit - New	\$356	\$2,867	\$3,594	\$1,829	\$0	\$0	\$0	\$0	\$0	\$0	\$0	\$0	\$8,646
Surgery	\$0	\$0	\$0	\$376	\$0	\$0	\$0	\$40	\$45	\$109	\$0	\$207	\$777
Unspecified	\$376	\$5,190	\$19,885	\$23,159	\$11,763	\$7,491	\$4,753	\$2,858	\$11,478	\$19,481	\$12,267	\$13,401	\$132,102
	\$822	\$10,072	\$29,172	\$32,471	\$16,257	\$11,807	\$6,826	\$5,081	\$14,191	\$25,617	\$17,961	\$16,813	\$187,091

Payments Trend By Month
(Dashed line is average trend)



Total Payments Summarized By Category
(The top 10 categories are itemized, the remainder appear in OTHER)



E - Annual Operations Analysis Total (By Department)

01/2004 02/2004 03/2004 04/2004 05/2004 06/2004 07/2004 08/2004 09/2004 10/2004 11/2004 12/2004 Totals

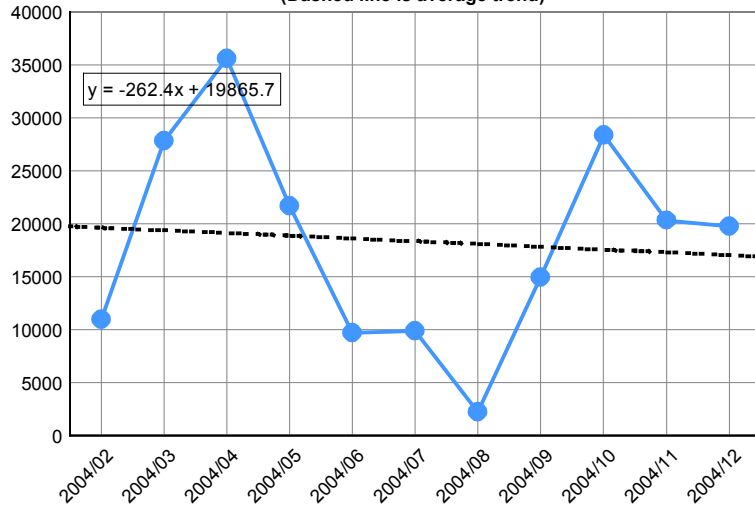
Total Practice

Adjustments

Laboratory	\$0	\$694	\$1,319	\$1,574	\$787	\$723	\$563	\$181	\$593	\$1,318	\$1,608	\$1,027	\$10,388
Office Visit - Established	\$0	\$259	\$1,832	\$3,093	\$2,109	\$1,027	\$930	\$507	\$1,397	\$2,912	\$2,658	\$1,388	\$18,110
Office Visit - New	\$0	\$1,857	\$2,448	\$991	\$0	\$0	\$0	\$0	\$0	\$0	\$0	\$0	\$5,296
Surgery	\$0	\$0	\$0	\$695	\$0	\$0	\$0	\$61	\$56	\$126	\$0	\$150	\$1,088
Unspecified	\$0	\$8,153	\$22,222	\$29,268	\$18,783	\$7,960	\$8,364	\$1,447	\$12,859	\$24,042	\$16,061	\$17,166	\$166,323
	\$0	\$10,962	\$27,821	\$35,621	\$21,679	\$9,710	\$9,857	\$2,196	\$14,905	\$28,397	\$20,327	\$19,731	\$201,205

Adjustments Trend By Month

(Dashed line is average trend)



Total Adjustments Summarized By Category

(The top 10 categories are itemized, the remainder appear in OTHER)

