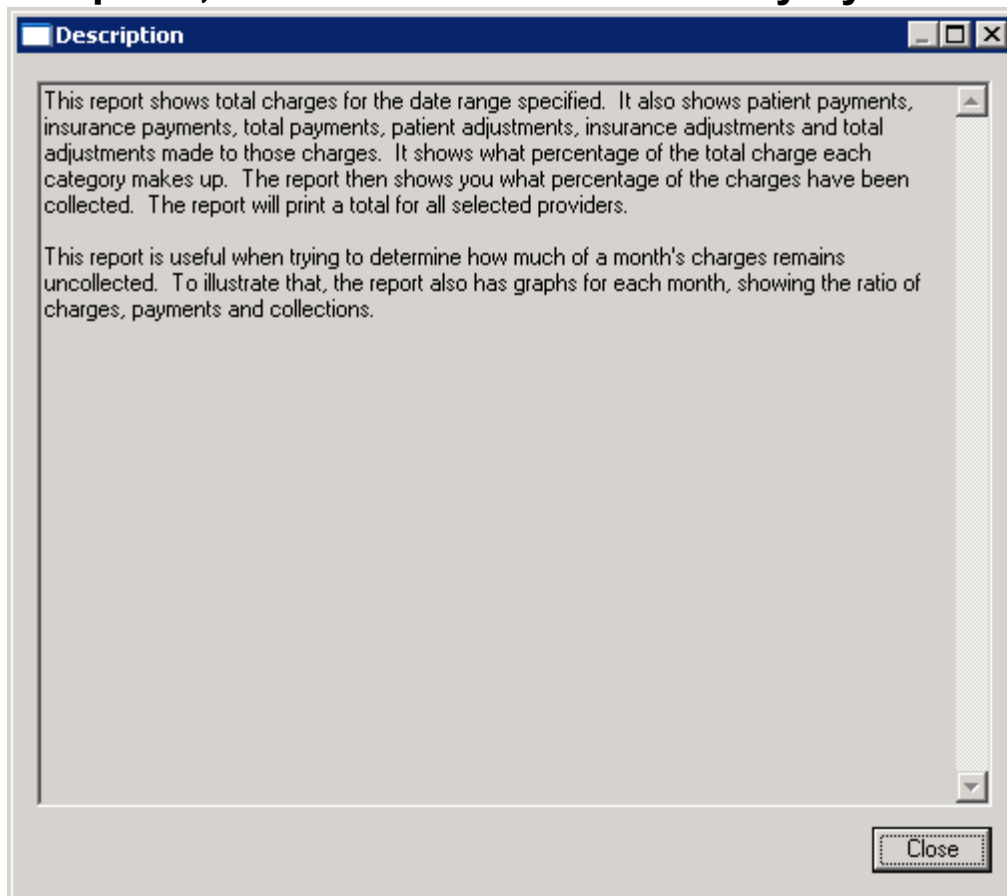






Full Reports, G-Reimbursement Summary By DOS Total



Input Parameters

Doctor	<input type="text"/>	
Facility	<input type="text"/>	
Company	<input type="text"/>	
From Date	To Date	
<input type="text"/>	<input type="text"/>	
Footer	<input type="text" value="Default"/> 	
Criteria	<input checked="" type="radio"/> None	<input type="radio"/> First Page
		<input type="radio"/> Separate Page

G - Reimbursement Summary by DOS Total

Month	Total Charges	Patient Payments	%	Insurance Payments	%	Total Payments	%	Patient Adjustments	%	Insurance Adjustments	%	Total Payment Adjustments	%	Total %
Total Practice														
Jan 2004	26,425	822	3.1	8,303	31.4	9,126	34.5			10,414	39.4	10,414	39.4	73.9
Feb 2004	62,077	1,551	2.5	25,485	41.1	27,036	43.6			26,869	43.3	26,869	43.3	86.8
Mar 2004	77,924	2,128	2.7	30,311	38.9	32,439	41.6			35,243	45.2	35,243	45.2	86.9
Apr 2004	39,633	642	1.6	14,724	37.2	15,366	38.8			19,612	49.5	19,612	49.5	88.3
May 2004	26,108	353	1.4	10,047	38.5	10,400	39.8			10,152	38.9	10,152	38.9	78.7
Jun 2004	22,030	461	2.1	5,427	24.6	5,888	26.7			8,410	38.2	8,410	38.2	64.9
Jul 2004	5,039	121	2.4	1,843	36.6	1,964	39.0			2,268	45.0	2,268	45.0	84.0
Aug 2004	35,374	911	2.6	14,140	40.0	15,051	42.5			14,925	42.2	14,925	42.2	84.7
Sep 2004	61,259	1,008	1.6	24,598	40.2	25,606	41.8			27,259	44.5	27,259	44.5	86.3
Oct 2004	59,593	2,928	4.9	19,339	32.5	22,267	37.4			21,941	36.8	21,941	36.8	74.2
Nov 2004	41,425	805	1.9	15,500	37.4	16,305	39.4			17,427	42.1	17,427	42.1	81.4
Dec 2004	13,588	215	1.6	5,427	39.9	5,642	41.5			6,686	49.2	6,686	49.2	90.7
Total	470,475	11,946		175,145		187,091				201,205		201,205		

