

# Accounts Receivable, Aging by Doctor

**Description**

This report lists the accounts receivable for patient and insurance balance totals by doctor. The totals are separated by aging category. The difference between this report and the Procedure Date Aging by Doctor report is that this report takes all account activity (for example, balance forwards and transferred balances) into consideration when aging the balances. The Procedure Date Aging by Doctor report ages based on the Date of Service/Date of Entry of the procedures only and does not restart based on other account activity.


This report is useful in analyzing which doctors at your facility generate the highest percentage of accounts receivable by aging category. A practice administrator could use this information to assist in comparing profitability among doctors in the practice. It is also useful in determining, at a glance, the general age of the accounts receivable in your practice.


This report considers balance forwards and transferred balances in the aging


Note: For the ending A/R total to match the Financial Summaries, this report must be generated through the current date or by date of service.

Close

## Parameters


Company  

Facility  


Age  

Date Type  Date of Service  Date of Entry

End Date

Group by  

Show percentages

Footer  

Criteria  None  First Page  Separate Page

# Aging by Doctor

Doctor	Deposit	0 - 30	31-60	61-90	91-120	120+	Total	
Donnell MD, Craig	Patient	\$0.00	\$0.00	\$10.00	\$10.00	\$20.00	\$120.00	\$160.00
	%	0.00	0.00	6.25	6.25	12.50	75.00	6.95
	Insurance	\$0.00	\$0.00	\$0.00	\$4,944.00	\$533.00	\$6,681.20	\$12,158.20
	%	0.00	0.00	0.00	40.66	4.38	54.95	15.22
	<b>Total</b>	<b>\$0.00</b>	<b>\$0.00</b>	<b>\$10.00</b>	<b>\$4,954.00</b>	<b>\$553.00</b>	<b>\$6,801.20</b>	<b>\$12,318.20</b>
	%	<b>0.00</b>	<b>0.00</b>	<b>0.08</b>	<b>40.22</b>	<b>4.49</b>	<b>55.21</b>	<b>14.99</b>
Kumar MD, Sanjay	Patient	\$0.00	\$10.00	\$20.00	\$30.00	\$10.00	\$80.00	\$150.00
	%	0.00	6.67	13.33	20.00	6.67	53.33	6.51
	Insurance	\$0.00	\$0.00	\$2,203.00	\$3,841.00	\$205.00	\$12,143.00	\$18,392.00
	%	0.00	0.00	11.98	20.88	1.11	66.02	23.02
	<b>Total</b>	<b>\$0.00</b>	<b>\$10.00</b>	<b>\$2,223.00</b>	<b>\$3,871.00</b>	<b>\$215.00</b>	<b>\$12,223.00</b>	<b>\$18,542.00</b>
	%	<b>0.00</b>	<b>0.05</b>	<b>11.99</b>	<b>20.88</b>	<b>1.16</b>	<b>65.92</b>	<b>22.56</b>
Lambert MD, Charlene	Patient	\$0.00	\$10.00	\$30.00	\$40.00	\$10.00	\$140.00	\$230.00
	%	0.00	4.35	13.04	17.39	4.35	60.87	9.99
	Insurance	\$0.00	\$255.00	\$0.00	\$3,386.00	\$312.00	\$2,214.00	\$6,167.00
	%	0.00	4.13	0.00	54.91	5.06	35.90	7.72
	<b>Total</b>	<b>\$0.00</b>	<b>\$265.00</b>	<b>\$30.00</b>	<b>\$3,426.00</b>	<b>\$322.00</b>	<b>\$2,354.00</b>	<b>\$6,397.00</b>
	%	<b>0.00</b>	<b>4.14</b>	<b>0.47</b>	<b>53.56</b>	<b>5.03</b>	<b>36.80</b>	<b>7.78</b>
Perry MD, Katherine	Patient	\$0.00	\$0.00	\$0.00	\$30.00	\$0.00	\$200.00	\$230.00
	%	0.00	0.00	0.00	13.04	0.00	86.96	9.99
	Insurance	\$0.00	\$0.00	\$234.00	\$1,177.00	\$888.00	\$5,389.00	\$7,688.00
	%	0.00	0.00	3.04	15.31	11.55	70.10	9.62
	<b>Total</b>	<b>\$0.00</b>	<b>\$0.00</b>	<b>\$234.00</b>	<b>\$1,207.00</b>	<b>\$888.00</b>	<b>\$5,589.00</b>	<b>\$7,918.00</b>
	%	<b>0.00</b>	<b>0.00</b>	<b>2.96</b>	<b>15.24</b>	<b>11.21</b>	<b>70.59</b>	<b>9.63</b>
Reed MD, Steve B	Patient	\$0.00	\$20.00	\$35.00	\$10.00	\$55.00	\$220.00	\$340.00
	%	0.00	5.88	10.29	2.94	16.18	64.71	14.76
	Insurance	\$0.00	\$209.82	\$1,896.00	\$844.00	\$2,208.00	\$4,666.32	\$9,824.14
	%	0.00	2.14	19.30	8.59	22.48	47.50	12.30
	<b>Total</b>	<b>\$0.00</b>	<b>\$229.82</b>	<b>\$1,931.00</b>	<b>\$854.00</b>	<b>\$2,263.00</b>	<b>\$4,886.32</b>	<b>\$10,164.14</b>
	%	<b>0.00</b>	<b>2.26</b>	<b>19.00</b>	<b>8.40</b>	<b>22.26</b>	<b>48.07</b>	<b>12.37</b>
Reinhart MD, Edward	Patient	\$0.00	\$35.00	\$25.00	\$111.20	\$10.00	\$282.00	\$463.20
	%	0.00	7.56	5.40	24.01	2.16	60.88	20.11
	Insurance	\$0.00	\$734.00	\$714.00	\$545.00	\$3,623.00	\$11,460.61	\$17,076.61
	%	0.00	4.30	4.18	3.19	21.22	67.11	21.38
	<b>Total</b>	<b>\$0.00</b>	<b>\$769.00</b>	<b>\$739.00</b>	<b>\$656.20</b>	<b>\$3,633.00</b>	<b>\$11,742.61</b>	<b>\$17,539.81</b>
	%	<b>0.00</b>	<b>4.38</b>	<b>4.21</b>	<b>3.74</b>	<b>20.71</b>	<b>66.95</b>	<b>21.34</b>
Rodriguez MD, Samuel	Patient	\$0.00	\$0.00	\$35.00	\$45.00	\$20.00	\$340.00	\$440.00
	%	0.00	0.00	7.95	10.23	4.55	77.27	19.10
	Insurance	\$0.00	\$0.00	\$0.00	\$0.00	\$0.00	\$0.00	\$0.00
	%	0.00	0.00	0.00	0.00	0.00	0.00	0.00
	<b>Total</b>	<b>\$0.00</b>	<b>\$0.00</b>	<b>\$35.00</b>	<b>\$45.00</b>	<b>\$20.00</b>	<b>\$340.00</b>	<b>\$440.00</b>
	%	<b>0.00</b>	<b>0.00</b>	<b>7.95</b>	<b>10.23</b>	<b>4.55</b>	<b>77.27</b>	<b>0.54</b>
Snell MD, Thomas	Patient	\$0.00	\$20.00	\$40.00	\$50.00	\$0.00	\$180.00	\$290.00
	%	0.00	6.90	13.79	17.24	0.00	62.07	12.59
	Insurance	\$0.00	\$176.00	\$1,885.00	\$497.00	\$259.00	\$5,756.00	\$8,573.00
	%	0.00	2.05	21.99	5.80	3.02	67.14	10.73
	<b>Total</b>	<b>\$0.00</b>	<b>\$196.00</b>	<b>\$1,925.00</b>	<b>\$547.00</b>	<b>\$259.00</b>	<b>\$5,936.00</b>	<b>\$8,863.00</b>
	%	<b>0.00</b>	<b>2.21</b>	<b>21.72</b>	<b>6.17</b>	<b>2.92</b>	<b>66.98</b>	<b>10.78</b>
<b>Patient Total</b>		<b>\$0.00</b>	<b>\$95.00</b>	<b>\$195.00</b>	<b>\$326.20</b>	<b>\$125.00</b>	<b>\$1,562.00</b>	<b>\$2,303.20</b>
	%	<b>0.00</b>	<b>4.12</b>	<b>8.47</b>	<b>14.16</b>	<b>5.43</b>	<b>67.82</b>	<b>2.80</b>
<b>Insurance Total</b>		<b>\$0.00</b>	<b>\$1,374.82</b>	<b>\$6,932.00</b>	<b>\$15,234.00</b>	<b>\$8,028.00</b>	<b>\$48,310.13</b>	<b>\$79,878.95</b>
	%	<b>0.00</b>	<b>1.72</b>	<b>8.68</b>	<b>19.07</b>	<b>10.05</b>	<b>60.48</b>	<b>97.20</b>
<b>Total</b>		<b>\$0.00</b>	<b>\$1,469.82</b>	<b>\$7,127.00</b>	<b>\$15,560.20</b>	<b>\$8,153.00</b>	<b>\$49,872.13</b>	<b>\$82,182.15</b>
	%	<b>0.00</b>	<b>1.79</b>	<b>8.67</b>	<b>18.93</b>	<b>9.92</b>	<b>60.68</b>	