

# Financial, Actual Allowed


**Description**


This report compares the actual allowed amount for each procedure code charged to a patient account against the fee schedule allowed amount for the selected fee schedule. An asterisk (\*) denotes when the two values differ.


Use this report as an aid in determining actual payment, compared to what was expected from the insurance carrier. It is useful in the evaluation of contract performance, when renegotiating contracts with managed care payers.


Close

## Input Parameters

Doctor  

Facility  


Company  

Fee Schedule  

Date of Service     Date of Entry

From Date     To Date

Unanticipated values only

Footer  

Criteria     None     First Page     Separate Page

# Actual Allowed

| Procedure Code | Fee Schedule    | Insurance Carrier                                  | Allowed    | Actual Allowed | Count      |
|----------------|-----------------|----------------------------------------------------|------------|----------------|------------|
| <b>20205</b>   |                 |                                                    |            |                |            |
|                | <b>Aetna</b>    |                                                    |            |                |            |
|                |                 | Aetna US Healthcare                                | \$287.97   | \$287.97       | <u>1</u>   |
|                |                 |                                                    |            |                | <b>1</b>   |
|                | <b>Standard</b> |                                                    |            |                |            |
|                |                 | Alliance                                           | \$497.00   | \$133.87       | 1 *        |
|                |                 | American Community Mutual Insurance Co             | \$497.00   | \$208.69       | 1 *        |
|                |                 | American Community Mutual Insurance Co             | \$497.00   | \$259.80       | 1 *        |
|                |                 | Blue Cross & Blue Shield of Texas                  | \$497.00   | \$223.10       | 1 *        |
|                |                 | Blue Cross & Blue Shield of Texas                  | \$497.00   | \$225.78       | <u>1</u> * |
|                |                 |                                                    |            |                | <b>5</b>   |
| <b>20930</b>   |                 |                                                    |            |                |            |
|                | <b>Standard</b> |                                                    |            |                |            |
|                |                 | Admar Corporation                                  | \$101.00   | \$45.07        | 1 *        |
|                |                 | American Medical Security                          | \$101.00   | \$39.58        | <u>1</u> * |
|                |                 |                                                    |            |                | <b>2</b>   |
| <b>20931</b>   |                 |                                                    |            |                |            |
|                | <b>Standard</b> |                                                    |            |                |            |
|                |                 | BPS Inc                                            | \$235.00   | \$109.30       | <u>1</u> * |
|                |                 |                                                    |            |                | <b>1</b>   |
| <b>20937</b>   |                 |                                                    |            |                |            |
|                | <b>Aetna</b>    |                                                    |            |                |            |
|                |                 | Aetna US Healthcare                                | \$207.06   | \$207.06       | <u>1</u>   |
|                |                 |                                                    |            |                | <b>1</b>   |
|                | <b>Standard</b> |                                                    |            |                |            |
|                |                 | Amway Corp                                         | \$357.00   | \$160.26       | 1 *        |
|                |                 | Blue Cross & Blue Shield of Texas                  | \$357.00   | \$90.68        | 1 *        |
|                |                 | BPS Inc                                            | \$357.00   | \$124.69       | <u>1</u> * |
|                |                 |                                                    |            |                | <b>3</b>   |
| <b>22212</b>   |                 |                                                    |            |                |            |
|                | <b>Medicare</b> |                                                    |            |                |            |
|                |                 | Medicare - Part B TX                               | \$1,416.80 | \$1,416.80     | <u>1</u>   |
|                |                 |                                                    |            |                | <b>1</b>   |
|                | <b>Standard</b> |                                                    |            |                |            |
|                |                 | AARP                                               | \$2,760.00 | \$1,352.40     | 1 *        |
|                |                 | Admar Corporation                                  | \$2,760.00 | \$804.82       | <u>1</u> * |
|                |                 |                                                    |            |                | <b>2</b>   |
| <b>22216</b>   |                 |                                                    |            |                |            |
|                | <b>Medicare</b> |                                                    |            |                |            |
|                |                 | Medicare - Part B TX                               | \$397.71   | \$397.71       | <u>1</u>   |
|                |                 |                                                    |            |                | <b>1</b>   |
|                | <b>Standard</b> |                                                    |            |                |            |
|                |                 | Amway Corp                                         | \$775.00   | \$416.40       | 1 *        |
|                |                 | Cigna Corporation                                  | \$775.00   | \$329.49       | <u>1</u> * |
|                |                 |                                                    |            |                | <b>2</b>   |
| <b>22226</b>   |                 |                                                    |            |                |            |
|                | <b>Aetna</b>    |                                                    |            |                |            |
|                |                 | Aetna US Healthcare                                | \$446.75   | \$446.75       | <u>1</u>   |
|                |                 |                                                    |            |                | <b>1</b>   |
|                | <b>Standard</b> |                                                    |            |                |            |
|                |                 | Allied Benefit Systems, Inc                        | \$770.00   | \$203.43       | 1 *        |
|                |                 | Central Reserve Life Insurance Company Of North Am | \$770.00   | \$319.35       | 1 *        |
|                |                 | Cigna Corporation                                  | \$770.00   | \$260.82       | <u>1</u> * |
|                |                 |                                                    |            |                | <b>3</b>   |

| Procedure Code | Fee Schedule | Insurance Carrier                            | Allowed    | Actual Allowed | Count    |
|----------------|--------------|----------------------------------------------|------------|----------------|----------|
| 22554          | Standard     | Allied Benefit Systems, Inc                  | \$2,705.00 | \$1,425.74     | 1 *      |
|                |              | Blue Cross & Blue Shield of Texas            | \$2,705.00 | \$1,121.86     | 1 *      |
|                |              |                                              |            |                | <u>2</u> |
| 22558          | Standard     | American Community Mutual Insurance Co       | \$3,055.00 | \$1,518.41     | 1 *      |
|                |              | Blue Cross & Blue Shield of Texas            | \$3,055.00 | \$1,383.70     | 1 *      |
|                |              |                                              |            |                | <u>2</u> |
| 22585          | Standard     | American Medical Security                    | \$709.00   | \$331.71       | 1 *      |
|                |              |                                              |            |                | <u>1</u> |
| 22614          | Aetna        | Aetna US Healthcare                          | \$479.37   | \$479.37       | 1        |
|                |              |                                              |            |                | <u>1</u> |
|                | Standard     | Cigna Corporation                            | \$827.00   | \$354.50       | 1 *      |
|                |              |                                              |            |                | <u>1</u> |
| 22630          | Standard     | Amalgamated Life & Health Insurance Co (HMO) | \$3,048.00 | \$1,339.81     | 1 *      |
|                |              | Amway Corp                                   | \$3,048.00 | \$1,075.44     | 1 *      |
|                |              |                                              |            |                | <u>2</u> |
| 22804          | Standard     | American Community Mutual Insurance Co       | \$4,949.00 | \$1,272.14     | 1 *      |
|                |              | American Medical Security                    | \$4,949.00 | \$2,027.11     | 1 *      |
|                |              | Anthem Health (HMO)                          | \$4,949.00 | \$1,513.45     | 1 *      |
|                |              | Blue Cross & Blue Shield of Texas            | \$4,949.00 | \$2,651.79     | 1 *      |
|                |              | Cigna Corporation                            | \$4,949.00 | \$1,693.67     | 1 *      |
|                |              |                                              |            |                | <u>5</u> |
| 22818          | Standard     | Cigna Corporation                            | \$4,390.00 | \$1,539.11     | 1 *      |
|                |              |                                              |            |                | <u>1</u> |
| 22830          | Aetna        | Aetna US Healthcare                          | \$984.40   | \$984.40       | 1        |
|                |              |                                              |            |                | <u>1</u> |
|                | Medicare     | Medicare - Part B TX                         | \$871.25   | \$871.25       | 1        |
|                |              |                                              |            |                | <u>1</u> |
|                | Standard     | American Medical Security                    | \$1,697.00 | \$954.56       | 1 *      |
|                |              | Cigna Corporation                            | \$1,697.00 | \$490.37       | 1 *      |
|                |              | United Healthcare                            | \$1,697.00 | \$469.52       | 1 *      |
|                |              |                                              |            |                | <u>3</u> |
| 22840          | Medicare     | Medicare - Part B TX                         | \$824.29   | \$824.29       | 1        |
|                |              |                                              |            |                | <u>1</u> |
|                | Standard     | Blue Cross & Blue Shield of Texas            | \$1,606.00 | \$442.65       | 1 *      |
|                |              |                                              |            |                | <u>1</u> |

| Procedure Code | Fee Schedule | Insurance Carrier                               | Allowed    | Actual Allowed | Count      |
|----------------|--------------|-------------------------------------------------|------------|----------------|------------|
| 22843          | Standard     | Cigna Corporation                               | \$1,721.00 | \$665.03       | <u>1</u> * |
|                |              |                                                 |            |                | 1          |
| 22844          | Standard     | Admar Corporation                               | \$2,109.00 | \$815.94       | 1 *        |
|                |              | Blue Cross & Blue Shield of Texas               | \$2,109.00 | \$531.48       | 1 *        |
|                |              | Blue Cross & Blue Shield of Texas               | \$2,109.00 | \$866.55       | <u>1</u> * |
|                |              |                                                 |            |                | 3          |
| 22845          | Standard     | American Postal Workers Union Health Plan (HMO) | \$1,542.00 | \$633.58       | 1 *        |
|                |              | Blue Cross & Blue Shield of Texas               | \$1,542.00 | \$385.50       | <u>1</u> * |
|                |              |                                                 |            |                | 2          |
| 22846          | Medicare     | Medicare - Part B TX                            | \$823.13   | \$823.13       | <u>1</u>   |
|                |              |                                                 |            |                | 1          |
|                | Standard     | Blue Cross & Blue Shield of Texas               | \$1,603.00 | \$443.51       | 1 *        |
|                |              | Boon-Chapman                                    | \$1,603.00 | \$579.01       | <u>1</u> * |
|                |              |                                                 |            |                | 2          |
| 22851          | Standard     | Blue Cross & Blue Shield of Texas               | \$852.00   | \$427.08       | 1 *        |
|                |              | Cigna Corporation                               | \$852.00   | \$224.22       | 1 *        |
|                |              | CNA                                             | \$852.00   | \$409.17       | <u>1</u> * |
|                |              |                                                 |            |                | 3          |
| 22852          | Aetna        | Aetna US Healthcare                             | \$826.94   | \$826.94       | <u>1</u>   |
|                |              |                                                 |            |                | 1          |
|                | Standard     | Blue Cross & Blue Shield of Texas               | \$1,426.00 | \$702.74       | <u>1</u> * |
|                |              |                                                 |            |                | 1          |
| 22899          | Aetna        | Aetna US Healthcare                             | \$58.73    | \$58.73        | <u>1</u>   |
|                |              |                                                 |            |                | 1          |
|                | Standard     | Amalgamated Life & Health Insurance Co (HMO)    | \$101.00   | \$53.68        | <u>1</u> * |
|                |              |                                                 |            |                | 1          |
| 30520          | Standard     | Blue Cross & Blue Shield of Texas               | \$903.00   | \$399.33       | 1 *        |
|                |              | Businessmen's Assurance Company Of America      | \$903.00   | \$299.59       | <u>1</u> * |
|                |              |                                                 |            |                | 2          |
| 30901          | Standard     | American Community Mutual Insurance Co          | \$205.00   | \$102.76       | 1 *        |
|                |              | Cigna Corporation                               | \$205.00   | \$45.89        | 1 *        |
|                |              | Cigna Corporation                               | \$205.00   | \$58.06        | <u>1</u> * |
|                |              |                                                 |            |                | 3          |
| 31237          | Standard     | BPS Inc                                         | \$481.00   | \$169.14       | <u>1</u> * |
|                |              |                                                 |            |                | 1          |

| Procedure Code | Fee Schedule    | Insurance Carrier                               | Allowed  | Actual Allowed | Count      |
|----------------|-----------------|-------------------------------------------------|----------|----------------|------------|
| 31254          | <b>Aetna</b>    | Aetna US Healthcare                             | \$337.56 | \$337.56       | <u>2</u>   |
|                |                 |                                                 |          |                | 2          |
|                | <b>Standard</b> | Blue Cross & Blue Shield of Texas               | \$582.00 | \$188.43       | <u>1</u> * |
|                |                 |                                                 |          |                | 1          |
| 31256          | <b>Aetna</b>    | Aetna US Healthcare                             | \$240.56 | \$240.56       | <u>2</u>   |
|                |                 |                                                 |          |                | 2          |
|                | <b>Standard</b> | Blue Cross & Blue Shield of Texas               | \$415.00 | \$145.44       | 1 *        |
|                |                 | Cigna Corporation                               | \$415.00 | \$123.13       | 1 *        |
|                |                 | Cigna Corporation                               | \$415.00 | \$208.02       | 1 *        |
|                |                 |                                                 |          |                | <u>3</u>   |
| 31267          | <b>Aetna</b>    | Aetna US Healthcare                             | \$396.29 | \$396.29       | <u>1</u>   |
|                |                 |                                                 |          |                | 1          |
|                | <b>Standard</b> | Allen Medical Claims Administrators             | \$683.00 | \$351.12       | <u>1</u> * |
|                |                 |                                                 |          |                | 1          |
| 36415          | <b>Standard</b> | Alliance                                        | \$101.00 | \$35.76        | 1 *        |
|                |                 | Blue Cross & Blue Shield of Texas               | \$101.00 | \$52.91        | 1 *        |
|                |                 |                                                 |          |                | <u>2</u>   |
| 36416          | <b>Standard</b> | AARP                                            | \$101.00 | \$26.58        | 1 *        |
|                |                 | American Postal Workers Union Health Plan (HMO) | \$101.00 | \$34.68        | 1 *        |
|                |                 |                                                 |          |                | <u>2</u>   |
| 42820          | <b>Standard</b> | Blue Cross & Blue Shield of Texas               | \$616.00 | \$173.69       | 1 *        |
|                |                 | CNA                                             | \$616.00 | \$295.83       | 1 *        |
|                |                 |                                                 |          |                | <u>2</u>   |
| 42826          | <b>Standard</b> | Allied Benefit Systems, Inc                     | \$557.00 | \$241.89       | <u>1</u> * |
|                |                 |                                                 |          |                | 1          |
| 42830          | <b>Standard</b> | Cigna Corporation                               | \$395.00 | \$88.43        | 1 *        |
|                |                 | Cigna Corporation                               | \$395.00 | \$126.09       | 1 *        |
|                |                 | Cigna Corporation                               | \$395.00 | \$218.65       | 1 *        |
|                |                 |                                                 |          |                | <u>3</u>   |
| 43200          | <b>Standard</b> | Blue Cross & Blue Shield of Texas               | \$722.00 | \$199.00       | <u>1</u> * |
|                |                 |                                                 |          |                | 1          |
| 43204          | <b>Medicare</b> | Medicare - Part B TX                            | \$217.91 | \$217.91       | <u>1</u>   |
|                |                 |                                                 |          |                | 1          |
|                | <b>Standard</b> | Admar Corporation                               | \$425.00 | \$118.48       | <u>1</u> * |
|                |                 |                                                 |          |                | 1          |

| Procedure Code | Fee Schedule    | Insurance Carrier                               | Allowed  | Actual Allowed | Count      |
|----------------|-----------------|-------------------------------------------------|----------|----------------|------------|
| 43217          |                 |                                                 |          |                |            |
|                | <b>Aetna</b>    |                                                 |          |                |            |
|                |                 | Aetna US Healthcare                             | \$192.27 | \$192.27       | <u>1</u>   |
|                |                 |                                                 |          |                | 1          |
|                | <b>Standard</b> |                                                 |          |                |            |
|                |                 | American Postal Workers Union Health Plan (HMO) | \$332.00 | \$128.03       | 1 *        |
|                |                 | Cigna Corporation                               | \$332.00 | \$144.62       | 1 *        |
|                |                 |                                                 |          |                | <u>2</u>   |
| 43226          |                 |                                                 |          |                |            |
|                | <b>Standard</b> |                                                 |          |                |            |
|                |                 | AARP                                            | \$275.00 | \$132.83       | 1 *        |
|                |                 | Admar Corporation                               | \$275.00 | \$108.46       | 1 *        |
|                |                 |                                                 |          |                | <u>2</u>   |
| 43235          |                 |                                                 |          |                |            |
|                | <b>Standard</b> |                                                 |          |                |            |
|                |                 | AARP                                            | \$668.00 | \$279.63       | 1 *        |
|                |                 | Admar Corporation                               | \$668.00 | \$269.35       | 1 *        |
|                |                 | Boon-Chapman                                    | \$668.00 | \$209.48       | 1 *        |
|                |                 |                                                 |          |                | <u>3</u>   |
| 43239          |                 |                                                 |          |                |            |
|                | <b>Aetna</b>    |                                                 |          |                |            |
|                |                 | Aetna US Healthcare                             | \$426.30 | \$426.30       | <u>1</u>   |
|                |                 |                                                 |          |                | 1          |
|                | <b>Standard</b> |                                                 |          |                |            |
|                |                 | AARP                                            | \$735.00 | \$222.34       | 1 *        |
|                |                 | American Postal Workers Union Health Plan (HMO) | \$735.00 | \$268.14       | 1 *        |
|                |                 | United Healthcare                               | \$735.00 | \$257.59       | 1 *        |
|                |                 |                                                 |          |                | <u>3</u>   |
| 43243          |                 |                                                 |          |                |            |
|                | <b>Standard</b> |                                                 |          |                |            |
|                |                 | Amway Corp                                      | \$509.00 | \$233.98       | 1 *        |
|                |                 | Anthem Health (HMO)                             | \$509.00 | \$211.76       | 1 *        |
|                |                 | Blue Cross & Blue Shield of Texas               | \$509.00 | \$147.88       | 1 *        |
|                |                 |                                                 |          |                | <u>3</u>   |
| 43245          |                 |                                                 |          |                |            |
|                | <b>Aetna</b>    |                                                 |          |                |            |
|                |                 | Aetna US Healthcare                             | \$222.72 | \$222.72       | <u>1</u>   |
|                |                 |                                                 |          |                | 1          |
|                | <b>Standard</b> |                                                 |          |                |            |
|                |                 | Admar Corporation                               | \$384.00 | \$144.30       | 1 *        |
|                |                 | Cigna Corporation                               | \$384.00 | \$139.63       | 1 *        |
|                |                 |                                                 |          |                | <u>2</u>   |
| 43247          |                 |                                                 |          |                |            |
|                | <b>Standard</b> |                                                 |          |                |            |
|                |                 | Cigna Corporation                               | \$384.00 | \$117.86       | <u>1</u> * |
|                |                 |                                                 |          |                | 1          |
| 43248          |                 |                                                 |          |                |            |
|                | <b>Standard</b> |                                                 |          |                |            |
|                |                 | Amway Corp                                      | \$359.00 | \$125.39       | <u>1</u> * |
|                |                 |                                                 |          |                | 1          |
| 43249          |                 |                                                 |          |                |            |
|                | <b>Standard</b> |                                                 |          |                |            |
|                |                 | Cigna Corporation                               | \$333.00 | \$171.19       | <u>1</u> * |
|                |                 |                                                 |          |                | 1          |
| 43250          |                 |                                                 |          |                |            |
|                | <b>Standard</b> |                                                 |          |                |            |
|                |                 | Blue Cross & Blue Shield of Texas               | \$364.00 | \$187.38       | <u>1</u> * |
|                |                 |                                                 |          |                | 1          |

| Procedure Code | Fee Schedule | Insurance Carrier                            | Allowed  | Actual Allowed | Count    |
|----------------|--------------|----------------------------------------------|----------|----------------|----------|
| 43251          | Standard     | Blue Cross & Blue Shield of Texas            | \$417.00 | \$132.65       | 1 *      |
|                |              | BPS Inc                                      | \$417.00 | \$115.81       | 1 *      |
|                |              | Cigna Corporation                            | \$417.00 | \$146.64       | 1 *      |
|                |              |                                              |          |                | <u>3</u> |
| 43255          | Medicare     | Medicare - Part B TX                         | \$269.12 | \$269.12       | 1        |
|                |              |                                              |          |                | <u>1</u> |
|                | Standard     | Businessmen's Assurance Company Of America   | \$524.00 | \$135.76       | 1 *      |
|                |              | Calends Group (PPO)                          | \$524.00 | \$270.89       | 1 *      |
|                |              |                                              |          |                | <u>2</u> |
| 43258          | Aetna        | Aetna US Healthcare                          | \$294.06 | \$294.06       | 2        |
|                |              |                                              |          |                | <u>2</u> |
|                | Standard     | Cigna Corporation                            | \$507.00 | \$189.89       | 1 *      |
|                |              |                                              |          |                | <u>1</u> |
| 43450          | Aetna        | Aetna US Healthcare                          | \$127.02 | \$127.02       | 1        |
|                |              |                                              |          |                | <u>1</u> |
|                | Standard     | BPS Inc                                      | \$219.00 | \$112.59       | 1 *      |
|                |              |                                              |          |                | <u>1</u> |
| 43453          | Medicare     | Medicare - Part B TX                         | \$87.40  | \$87.40        | 2        |
|                |              |                                              |          |                | <u>2</u> |
|                | Standard     | American Medical Security                    | \$170.00 | \$48.66        | 1 *      |
|                |              |                                              |          |                | <u>1</u> |
| 43456          | Aetna        | Aetna US Healthcare                          | \$164.43 | \$164.43       | 1        |
|                |              |                                              |          |                | <u>1</u> |
|                | Standard     | Admar Corporation                            | \$284.00 | \$146.82       | 1 *      |
|                |              | Amalgamated Life & Health Insurance Co (HMO) | \$284.00 | \$71.00        | 1 *      |
|                |              |                                              |          |                | <u>2</u> |
| 44360          | Standard     | American Medical Security                    | \$309.00 | \$97.60        | 1 *      |
|                |              |                                              |          |                | <u>1</u> |
| 44361          | Standard     | AARP                                         | \$339.00 | \$144.11       | 1 *      |
|                |              | American Community Mutual Insurance Co       | \$339.00 | \$102.17       | 1 *      |
|                |              | Cigna Corporation                            | \$339.00 | \$132.85       | 1 *      |
|                |              |                                              |          |                | <u>3</u> |

| Procedure Code | Fee Schedule    | Insurance Carrier                      | Allowed  | Actual Allowed | Count      |
|----------------|-----------------|----------------------------------------|----------|----------------|------------|
| 44382          |                 |                                        |          |                |            |
|                | <b>Medicare</b> |                                        |          |                |            |
|                |                 | Medicare - Part B TX                   | \$87.01  | \$87.01        | <u>1</u>   |
|                |                 |                                        |          |                | 1          |
|                | <b>Standard</b> |                                        |          |                |            |
|                |                 | Allied Benefit Systems, Inc            | \$170.00 | \$63.05        | 1 *        |
|                |                 | American Community Mutual Insurance Co | \$170.00 | \$89.11        | 1 *        |
|                |                 | Amway Corp                             | \$170.00 | \$55.23        | 1 *        |
|                |                 | Blue Cross & Blue Shield of Texas      | \$170.00 | \$65.56        | <u>1</u> * |
|                |                 |                                        |          |                | 4          |
| 44388          |                 |                                        |          |                |            |
|                | <b>Aetna</b>    |                                        |          |                |            |
|                |                 | Aetna US Healthcare                    | \$431.09 | \$431.09       | <u>1</u>   |
|                |                 |                                        |          |                | 1          |
|                | <b>Medicare</b> |                                        |          |                |            |
|                |                 | Medicare - Part B TX                   | \$381.54 | \$381.54       | <u>1</u>   |
|                |                 |                                        |          |                | 1          |
|                | <b>Standard</b> |                                        |          |                |            |
|                |                 | CNA                                    | \$743.00 | \$373.49       | <u>1</u> * |
|                |                 |                                        |          |                | 1          |
| 44394          |                 |                                        |          |                |            |
|                | <b>Standard</b> |                                        |          |                |            |
|                |                 | Blue Cross & Blue Shield of Texas      | \$930.00 | \$397.78       | <u>1</u> * |
|                |                 |                                        |          |                | 1          |
| 44799          |                 |                                        |          |                |            |
|                | <b>Standard</b> |                                        |          |                |            |
|                |                 | Blue Cross & Blue Shield of Texas      | \$101.00 | \$29.89        | 1 *        |
|                |                 | Cigna Corporation                      | \$101.00 | \$42.28        | 1 *        |
|                |                 |                                        |          |                | <u>2</u>   |
| 45330          |                 |                                        |          |                |            |
|                | <b>Aetna</b>    |                                        |          |                |            |
|                |                 | Aetna US Healthcare                    | \$127.46 | \$127.46       | <u>1</u>   |
|                |                 |                                        |          |                | 1          |
|                | <b>Medicare</b> |                                        |          |                |            |
|                |                 | Medicare - Part B TX                   | \$112.81 | \$112.81       | <u>1</u>   |
|                |                 |                                        |          |                | 1          |
|                | <b>Standard</b> |                                        |          |                |            |
|                |                 | Blue Cross & Blue Shield of Texas      | \$220.00 | \$117.21       | <u>1</u> * |
|                |                 |                                        |          |                | 1          |
| 45331          |                 |                                        |          |                |            |
|                | <b>Medicare</b> |                                        |          |                |            |
|                |                 | Medicare - Part B TX                   | \$138.60 | \$138.60       | <u>1</u>   |
|                |                 |                                        |          |                | 1          |
|                | <b>Standard</b> |                                        |          |                |            |
|                |                 | Calends Group (PPO)                    | \$270.00 | \$67.77        | 1 *        |
|                |                 | Cigna Corporation                      | \$270.00 | \$116.69       | 1 *        |
|                |                 | Cigna Corporation                      | \$270.00 | \$120.48       | <u>1</u> * |
|                |                 |                                        |          |                | 3          |
| 45338          |                 |                                        |          |                |            |
|                | <b>Aetna</b>    |                                        |          |                |            |
|                |                 | Aetna US Healthcare                    | \$314.94 | \$314.94       | <u>1</u>   |
|                |                 |                                        |          |                | 1          |
| 45339          |                 |                                        |          |                |            |
|                | <b>Aetna</b>    |                                        |          |                |            |
|                |                 | Aetna US Healthcare                    | \$301.45 | \$301.45       | <u>1</u>   |
|                |                 |                                        |          |                | 1          |
|                | <b>Standard</b> |                                        |          |                |            |
|                |                 | Cigna Corporation                      | \$520.00 | \$234.82       | <u>1</u> * |
|                |                 |                                        |          |                | 1          |

| Procedure Code | Fee Schedule | Insurance Carrier                               | Allowed    | Actual Allowed | Count      |
|----------------|--------------|-------------------------------------------------|------------|----------------|------------|
| 45378          | Standard     | Blue Cross & Blue Shield of Texas               | \$952.00   | \$243.75       | <u>1</u> * |
|                |              |                                                 |            |                | 1          |
| 45379          | Standard     | Cigna Corporation                               | \$989.00   | \$214.76       | <u>1</u> * |
|                |              |                                                 |            |                | 1          |
| 45380          | Standard     | Boon-Chapman                                    | \$1,045.00 | \$509.13       | <u>1</u> * |
|                |              |                                                 |            |                | 1          |
| 45381          | Standard     | AARP                                            | \$101.00   | \$41.01        | 1 *        |
|                |              | Allied Benefit Systems, Inc                     | \$101.00   | \$46.98        | 1 *        |
|                |              | American Postal Workers Union Health Plan (HMO) | \$101.00   | \$44.93        | 1 *        |
|                |              |                                                 |            |                | <u>3</u>   |
| 45382          | Aetna        | Aetna US Healthcare                             | \$708.18   | \$708.18       | <u>1</u>   |
|                |              |                                                 |            |                | 1          |
|                | Standard     | Amway Corp                                      | \$1,221.00 | \$368.01       | 1 *        |
|                |              | Blue Cross & Blue Shield of Texas               | \$1,221.00 | \$548.11       | 1 *        |
|                |              | Cigna Corporation                               | \$1,221.00 | \$561.27       | 1 *        |
|                |              | Cigna Corporation                               | \$1,221.00 | \$576.27       | 1 *        |
|                |              | Cigna Corporation                               | \$1,221.00 | \$631.21       | 1 *        |
|                |              |                                                 |            |                | <u>5</u>   |
| 45384          | Aetna        | Aetna US Healthcare                             | \$638.58   | \$638.58       | <u>1</u>   |
|                |              |                                                 |            |                | 1          |
|                | Standard     | Admar Corporation                               | \$1,101.00 | \$352.71       | <u>1</u> * |
|                |              |                                                 |            |                | 1          |
| 45385          | Standard     | American Community Mutual Insurance Co          | \$1,184.00 | \$463.98       | 1 *        |
|                |              | Cigna Corporation                               | \$1,184.00 | \$269.09       | 1 *        |
|                |              |                                                 |            |                | <u>2</u>   |
| 45999          | Standard     | BPS Inc                                         | \$101.00   | \$35.40        | <u>1</u> * |
|                |              |                                                 |            |                | 1          |
| 46500          | Standard     | BPS Inc                                         | \$347.00   | \$96.37        | <u>1</u> * |
|                |              |                                                 |            |                | 1          |
| 54150          | Aetna        | Aetna US Healthcare                             | \$348.87   | \$348.87       | <u>1</u>   |
|                |              |                                                 |            |                | 1          |
| 58100          | Standard     | Allied Benefit Systems, Inc                     | \$237.00   | \$68.34        | 1 *        |
|                |              | Blue Cross & Blue Shield of Texas               | \$237.00   | \$71.69        | 1 *        |
|                |              |                                                 |            |                | <u>2</u>   |

| Procedure Code | Fee Schedule | Insurance Carrier                               | Allowed    | Actual Allowed | Count      |
|----------------|--------------|-------------------------------------------------|------------|----------------|------------|
| 59025          | Standard     | Cigna Corporation                               | \$82.00    | \$25.17        | <u>1</u> * |
|                |              |                                                 |            |                | 1          |
| 59430          | Aetna        | Aetna US Healthcare                             | \$165.30   | \$165.30       | <u>1</u>   |
|                |              |                                                 |            |                | 1          |
|                | Standard     | Alliance                                        | \$285.00   | \$73.55        | <u>1</u> * |
|                |              |                                                 |            |                | 1          |
| 61510          | Aetna        | Aetna US Healthcare                             | \$2,210.67 | \$2,210.67     | <u>1</u>   |
|                |              |                                                 |            |                | 1          |
|                | Standard     | Anthem Health (HMO)                             | \$3,812.00 | \$1,474.80     | <u>1</u> * |
|                |              |                                                 |            |                | 1          |
| 61862          | Standard     | American Postal Workers Union Health Plan (HMO) | \$2,660.00 | \$1,002.81     | 1 *        |
|                |              | Cigna Corporation                               | \$2,660.00 | \$1,015.92     | 1 *        |
|                |              |                                                 |            |                | <u>2</u>   |
| 61885          | Aetna        | Aetna US Healthcare                             | \$497.21   | \$497.21       | <u>2</u>   |
|                |              |                                                 |            |                | 2          |
|                | Standard     | Businessmen's Assurance Company Of America      | \$857.00   | \$384.71       | 1 *        |
|                |              | CNA                                             | \$857.00   | \$417.53       | 1 *        |
|                |              |                                                 |            |                | <u>2</u>   |
| 62351          | Standard     | Allied Benefit Systems, Inc                     | \$1,402.00 | \$513.17       | 1 *        |
|                |              | Allied Benefit Systems, Inc                     | \$1,402.00 | \$608.86       | 1 *        |
|                |              | Amalgamated Life & Health Insurance Co (HMO)    | \$1,402.00 | \$778.15       | 1 *        |
|                |              | American Postal Workers Union Health Plan (HMO) | \$1,402.00 | \$749.17       | 1 *        |
|                |              | Calends Group (PPO)                             | \$1,402.00 | \$405.80       | 1 *        |
|                |              |                                                 |            |                | <u>5</u>   |
| 62362          | Standard     | American Medical Security                       | \$897.00   | \$433.27       | 1 *        |
|                |              | American Medical Security                       | \$897.00   | \$497.86       | 1 *        |
|                |              | Blue Cross & Blue Shield of Texas               | \$897.00   | \$439.53       | 1 *        |
|                |              |                                                 |            |                | <u>3</u>   |
| 63030          | Standard     | Allen Medical Claims Administrators             | \$1,810.00 | \$655.95       | 1 *        |
|                |              | Blue Cross & Blue Shield of Texas               | \$1,810.00 | \$729.84       | 1 *        |
|                |              | Blue Cross & Blue Shield of Texas               | \$1,810.00 | \$940.91       | 1 *        |
|                |              | Calends Group (PPO)                             | \$1,810.00 | \$856.75       | 1 *        |
|                |              |                                                 |            |                | <u>4</u>   |

| Procedure Code | Fee Schedule | Insurance Carrier                                  | Allowed    | Actual Allowed | Count      |
|----------------|--------------|----------------------------------------------------|------------|----------------|------------|
| 63042          |              |                                                    |            |                |            |
|                | Medicare     |                                                    |            |                |            |
|                |              | Medicare - Part B TX                               | \$1,290.90 | \$1,290.90     | <u>1</u>   |
|                |              |                                                    |            |                | 1          |
|                | Standard     |                                                    |            |                |            |
|                |              | Amalgamated Life & Health Insurance Co (HMO)       | \$2,515.00 | \$1,369.78     | 1 *        |
|                |              | Blue Cross & Blue Shield of Texas                  | \$2,515.00 | \$730.66       | 1 *        |
|                |              | Boon-Chapman                                       | \$2,515.00 | \$1,296.54     | 1 *        |
|                |              | Central Reserve Life Insurance Company Of North Am | \$2,515.00 | \$1,149.29     | 1 *        |
|                |              | Cigna Corporation                                  | \$2,515.00 | \$633.79       | <u>1</u> * |
|                |              |                                                    |            |                | 5          |
| 63045          |              |                                                    |            |                |            |
|                | Aetna        |                                                    |            |                |            |
|                |              | Aetna US Healthcare                                | \$1,388.09 | \$1,388.09     | <u>3</u>   |
|                |              |                                                    |            |                | 3          |
|                | Standard     |                                                    |            |                |            |
|                |              | Alliance                                           | \$2,393.00 | \$1,346.06     | 1 *        |
|                |              | Allied Benefit Systems, Inc                        | \$2,393.00 | \$1,317.50     | 1 *        |
|                |              | Amway Corp                                         | \$2,393.00 | \$1,247.43     | <u>1</u> * |
|                |              |                                                    |            |                | 3          |
| 63046          |              |                                                    |            |                |            |
|                | Aetna        |                                                    |            |                |            |
|                |              | Aetna US Healthcare                                | \$1,335.88 | \$1,335.88     | <u>1</u>   |
|                |              |                                                    |            |                | 1          |
|                | Standard     |                                                    |            |                |            |
|                |              | American Medical Security                          | \$2,303.00 | \$812.58       | 1 *        |
|                |              | American Medical Security                          | \$2,303.00 | \$1,157.67     | 1 *        |
|                |              | Cigna Corporation                                  | \$2,303.00 | \$1,151.15     | <u>1</u> * |
|                |              |                                                    |            |                | 3          |
| 63047          |              |                                                    |            |                |            |
|                | Standard     |                                                    |            |                |            |
|                |              | AARP                                               | \$2,148.00 | \$580.82       | 1 *        |
|                |              | Cigna Corporation                                  | \$2,148.00 | \$695.44       | 1 *        |
|                |              | Cigna Corporation                                  | \$2,148.00 | \$1,173.07     | <u>1</u> * |
|                |              |                                                    |            |                | 3          |
| 63048          |              |                                                    |            |                |            |
|                | Standard     |                                                    |            |                |            |
|                |              | Cigna Corporation                                  | \$419.00   | \$104.75       | 1 *        |
|                |              | Cigna Corporation                                  | \$419.00   | \$153.87       | <u>1</u> * |
|                |              |                                                    |            |                | 2          |
| 63056          |              |                                                    |            |                |            |
|                | Standard     |                                                    |            |                |            |
|                |              | AARP                                               | \$2,860.00 | \$1,549.25     | 1 *        |
|                |              | CNA                                                | \$2,860.00 | \$855.74       | <u>1</u> * |
|                |              |                                                    |            |                | 2          |
| 63076          |              |                                                    |            |                |            |
|                | Standard     |                                                    |            |                |            |
|                |              | American Postal Workers Union Health Plan (HMO)    | \$524.00   | \$273.15       | 1 *        |
|                |              | Businessmen's Assurance Company Of America         | \$524.00   | \$271.64       | <u>1</u> * |
|                |              |                                                    |            |                | 2          |
| 63090          |              |                                                    |            |                |            |
|                | Standard     |                                                    |            |                |            |
|                |              | Alliance                                           | \$3,791.00 | \$1,310.72     | 1 *        |
|                |              | Cigna Corporation                                  | \$3,791.00 | \$1,392.19     | <u>1</u> * |
|                |              |                                                    |            |                | 2          |

| Procedure Code | Fee Schedule | Insurance Carrier                            | Allowed    | Actual Allowed | Count           |
|----------------|--------------|----------------------------------------------|------------|----------------|-----------------|
| 63267          | Medicare     | Medicare - Part B TX                         | \$1,267.81 | \$1,267.81     | <u>1</u><br>1   |
|                | Standard     | Cigna Corporation                            | \$2,470.00 | \$578.34       | <u>1</u> *<br>1 |
| 64721          | Standard     | Blue Cross & Blue Shield of Texas            | \$860.00   | \$364.47       | 1 *             |
|                |              | Blue Cross & Blue Shield of Texas            | \$860.00   | \$393.00       | 1 *             |
|                |              | Cigna Corporation                            | \$860.00   | \$287.31       | <u>1</u> *<br>3 |
| 64795          | Aetna        | Aetna US Healthcare                          | \$227.07   | \$227.07       | <u>1</u><br>1   |
|                | Standard     | AARP                                         | \$392.00   | \$180.73       | 1 *             |
|                |              | Blue Cross & Blue Shield of Texas            | \$392.00   | \$203.78       | 1 *             |
|                |              | CNA                                          | \$392.00   | \$170.76       | <u>1</u> *<br>3 |
| 69210          | Standard     | Allen Medical Claims Administrators          | \$93.00    | \$39.90        | <u>1</u> *<br>1 |
| 69436          | Aetna        | Aetna US Healthcare                          | \$180.53   | \$180.53       | <u>2</u><br>2   |
|                | Medicare     | Medicare - Part B TX                         | \$159.78   | \$159.78       | <u>1</u><br>1   |
|                | Standard     | American Medical Security                    | \$311.00   | \$104.26       | 1 *             |
|                |              | Cigna Corporation                            | \$311.00   | \$106.07       | 1 *             |
|                |              | Cigna Corporation                            | \$311.00   | \$128.18       | <u>1</u> *<br>3 |
| 69990          | Aetna        | Aetna US Healthcare                          | \$256.65   | \$256.65       | <u>1</u><br>1   |
|                | Standard     | Businessmen's Assurance Company Of America   | \$443.00   | \$152.12       | <u>1</u> *<br>1 |
| 70220          | Aetna        | Aetna US Healthcare                          | \$49.16    | \$49.16        | <u>1</u><br>1   |
|                | Standard     | Admar Corporation                            | \$85.00    | \$43.58        | 1 *             |
|                |              | Allied Benefit Systems, Inc                  | \$85.00    | \$45.79        | 1 *             |
|                |              | Cigna Corporation                            | \$85.00    | \$21.34        | <u>1</u> *<br>3 |
| 72010          | Standard     | Amalgamated Life & Health Insurance Co (HMO) | \$125.00   | \$48.98        | 1 *             |
|                |              | Cigna Corporation                            | \$125.00   | \$43.81        | <u>1</u> *<br>2 |

| Procedure Code | Fee Schedule | Insurance Carrier                               | Allowed  | Actual Allowed | Count    |
|----------------|--------------|-------------------------------------------------|----------|----------------|----------|
| 72070          | Standard     | American Postal Workers Union Health Plan (HMO) | \$72.00  | \$39.32        | 1 *      |
|                |              | Amway Corp                                      | \$72.00  | \$32.81        | 1 *      |
|                |              | BPS Inc                                         | \$72.00  | \$39.00        | 1 *      |
|                |              | United Healthcare                               | \$72.00  | \$23.93        | 1 *      |
|                |              |                                                 |          |                | <u>4</u> |
| 72090          | Standard     | Cigna Corporation                               | \$80.00  | \$26.08        | 1 *      |
|                |              | CNA                                             | \$80.00  | \$30.55        | 1 *      |
|                |              |                                                 |          |                | <u>2</u> |
| 72100          | Standard     | Blue Cross & Blue Shield of Texas               | \$74.00  | \$18.80        | 1 *      |
|                |              | Boon-Chapman                                    | \$74.00  | \$30.88        | 1 *      |
|                |              |                                                 |          |                | <u>2</u> |
| 76140          | Standard     | American Medical Security                       | \$101.00 | \$48.79        | 1 *      |
|                |              | Cigna Corporation                               | \$101.00 | \$40.98        | 1 *      |
|                |              |                                                 |          |                | <u>2</u> |
| 76805          | Standard     | Admar Corporation                               | \$261.00 | \$83.91        | 1 *      |
|                |              | American Community Mutual Insurance Co          | \$261.00 | \$75.54        | 1 *      |
|                |              | American Community Mutual Insurance Co          | \$261.00 | \$129.36       | 1 *      |
|                |              | American Medical Security                       | \$261.00 | \$118.57       | 1 *      |
|                |              | Cigna Corporation                               | \$261.00 | \$94.01        | 1 *      |
|                |              | Cigna Corporation                               | \$261.00 | \$100.01       | 1 *      |
|                |              |                                                 |          |                | <u>6</u> |
| 76815          | Aetna        | Aetna US Healthcare                             | \$101.79 | \$101.79       | 1        |
|                |              |                                                 |          |                | <u>1</u> |
|                | Medicare     | Medicare - Part B TX                            | \$90.09  | \$90.09        | 1        |
|                |              |                                                 |          |                | <u>1</u> |
|                | Standard     | Cigna Corporation                               | \$176.00 | \$91.24        | 1 *      |
|                |              | Cigna Corporation                               | \$176.00 | \$95.08        | 1 *      |
|                |              |                                                 |          |                | <u>2</u> |
| 76818          | Aetna        | Aetna US Healthcare                             | \$135.29 | \$135.29       | 2        |
|                |              |                                                 |          |                | <u>2</u> |
|                | Medicare     | Medicare - Part B TX                            | \$119.74 | \$119.74       | 1        |
|                |              |                                                 |          |                | <u>1</u> |
|                | Standard     | Cigna Corporation                               | \$233.00 | \$65.99        | 1 *      |
|                |              |                                                 |          |                | <u>1</u> |

| Procedure Code | Fee Schedule    | Insurance Carrier                               | Allowed    | Actual Allowed | Count      |
|----------------|-----------------|-------------------------------------------------|------------|----------------|------------|
| 76830          | <b>Medicare</b> | Medicare - Part B TX                            | \$95.48    | \$95.48        | <u>1</u>   |
|                |                 |                                                 |            |                | 1          |
|                | <b>Standard</b> | AARP                                            | \$186.00   | \$72.19        | 1 *        |
|                |                 | Cigna Corporation                               | \$186.00   | \$52.84        | 1 *        |
|                |                 | Cigna Corporation                               | \$186.00   | \$102.68       | <u>1</u> * |
|                |                 |                                                 |            |                | 3          |
| 76856          | <b>Standard</b> | American Postal Workers Union Health Plan (HMO) | \$186.00   | \$67.86        | 1 *        |
|                |                 | Cigna Corporation                               | \$186.00   | \$67.20        | 1 *        |
|                |                 | Cigna Corporation                               | \$186.00   | \$99.12        | <u>1</u> * |
|                |                 |                                                 |            |                | 3          |
| 78465          | <b>Aetna</b>    | Aetna US Healthcare                             | \$599.43   | \$599.43       | <u>2</u>   |
|                |                 |                                                 |            |                | 2          |
|                | <b>Standard</b> | Blue Cross & Blue Shield of Texas               | \$1,034.00 | \$578.53       | <u>1</u> * |
|                |                 |                                                 |            |                | 1          |
| 78478          | <b>Standard</b> | AARP                                            | \$183.00   | \$87.38        | <u>1</u> * |
|                |                 |                                                 |            |                | 1          |
| 78480          | <b>Standard</b> | Blue Cross & Blue Shield of Texas               | \$183.00   | \$61.14        | 1 *        |
|                |                 | Businessmen's Assurance Company Of America      | \$183.00   | \$84.87        | 1 *        |
|                |                 | Cigna Corporation                               | \$183.00   | \$77.79        | <u>1</u> * |
|                |                 |                                                 |            |                | 3          |
| 80048          | <b>Standard</b> | American Community Mutual Insurance Co          | \$101.00   | \$39.33        | <u>1</u> * |
|                |                 |                                                 |            |                | 1          |
| 80053          | <b>Aetna</b>    | Aetna US Healthcare                             | \$58.73    | \$58.73        | <u>2</u>   |
|                |                 |                                                 |            |                | 2          |
|                | <b>Standard</b> | Cigna Corporation                               | \$101.00   | \$55.16        | <u>1</u> * |
|                |                 |                                                 |            |                | 1          |
| 80061          | <b>Aetna</b>    | Aetna US Healthcare                             | \$58.73    | \$58.73        | <u>1</u>   |
|                |                 |                                                 |            |                | 1          |
|                | <b>Medicare</b> | Medicare - Part B TX                            | \$51.98    | \$51.98        | <u>1</u>   |
|                |                 |                                                 |            |                | 1          |
| 80076          | <b>Aetna</b>    | Aetna US Healthcare                             | \$58.73    | \$58.73        | <u>2</u>   |
|                |                 |                                                 |            |                | 2          |
|                | <b>Standard</b> | Blue Cross & Blue Shield of Texas               | \$101.00   | \$42.28        | <u>1</u> * |
|                |                 |                                                 |            |                | 1          |

| Procedure Code | Fee Schedule | Insurance Carrier                 | Allowed  | Actual Allowed | Count    |
|----------------|--------------|-----------------------------------|----------|----------------|----------|
| 81000          |              |                                   |          |                |          |
|                | Standard     |                                   |          |                |          |
|                |              | Blue Cross & Blue Shield of Texas | \$101.00 | \$28.05        | 1 *      |
|                |              | Blue Cross & Blue Shield of Texas | \$101.00 | \$48.23        | 1 *      |
|                |              | Cigna Corporation                 | \$101.00 | \$47.25        | 1 *      |
|                |              |                                   |          |                | <u>3</u> |

| Procedure Code | Fee Schedule    | Insurance Carrier    | Allowed | Actual Allowed | Count     |
|----------------|-----------------|----------------------|---------|----------------|-----------|
| 81002          |                 |                      |         |                |           |
|                | <b>Aetna</b>    |                      |         |                |           |
|                |                 | Aetna US Healthcare  | \$58.73 | \$58.73        | <u>24</u> |
|                |                 |                      |         |                | <b>24</b> |
|                | <b>Medicare</b> |                      |         |                |           |
|                |                 | Medicare - Part B TX | \$51.98 | \$51.98        | <u>15</u> |
|                |                 |                      |         |                | <b>15</b> |

Insurance Carrier

Allowed

Actual Allowed

Count

81002

Standard

|                                                 |          |         |   |   |
|-------------------------------------------------|----------|---------|---|---|
| AARP                                            | \$101.00 | \$51.61 | 1 | * |
| AARP                                            | \$101.00 | \$52.52 | 1 | * |
| AARP                                            | \$101.00 | \$60.90 | 1 | * |
| AARP                                            | \$101.00 | \$65.85 | 1 | * |
| AARP                                            | \$101.00 | \$69.87 | 1 | * |
| AARP                                            | \$101.00 | \$70.20 | 1 | * |
| Admar Corporation                               | \$101.00 | \$52.32 | 1 | * |
| Admar Corporation                               | \$101.00 | \$62.82 | 1 | * |
| Admar Corporation                               | \$101.00 | \$63.43 | 1 | * |
| Admar Corporation                               | \$101.00 | \$67.47 | 1 | * |
| Admar Corporation                               | \$101.00 | \$72.32 | 1 | * |
| Allen Medical Claims Administrators             | \$101.00 | \$53.33 | 1 | * |
| Allen Medical Claims Administrators             | \$101.00 | \$55.95 | 1 | * |
| Allen Medical Claims Administrators             | \$101.00 | \$57.47 | 1 | * |
| Allen Medical Claims Administrators             | \$101.00 | \$60.80 | 1 | * |
| Allen Medical Claims Administrators             | \$101.00 | \$62.01 | 1 | * |
| Allen Medical Claims Administrators             | \$101.00 | \$62.42 | 1 | * |
| Alliance                                        | \$101.00 | \$46.95 | 1 | * |
| Alliance                                        | \$101.00 | \$63.13 | 1 | * |
| Allied Benefit Systems, Inc                     | \$101.00 | \$51.91 | 1 | * |
| Allied Benefit Systems, Inc                     | \$101.00 | \$57.17 | 1 | * |
| Allied Benefit Systems, Inc                     | \$101.00 | \$68.88 | 1 | * |
| Allied Benefit Systems, Inc                     | \$101.00 | \$72.11 | 1 | * |
| Allied Benefit Systems, Inc                     | \$101.00 | \$74.13 | 1 | * |
| American Community Mutual Insurance Co          | \$101.00 | \$50.50 | 1 | * |
| American Community Mutual Insurance Co          | \$101.00 | \$51.21 | 1 | * |
| American Community Mutual Insurance Co          | \$101.00 | \$54.34 | 1 | * |
| American Community Mutual Insurance Co          | \$101.00 | \$63.02 | 1 | * |
| American Community Mutual Insurance Co          | \$101.00 | \$71.10 | 1 | * |
| American Medical Security                       | \$101.00 | \$54.04 | 1 | * |
| American Medical Security                       | \$101.00 | \$56.76 | 1 | * |
| American Medical Security                       | \$101.00 | \$63.23 | 1 | * |
| American Medical Security                       | \$101.00 | \$64.24 | 1 | * |
| American Medical Security                       | \$101.00 | \$66.46 | 1 | * |
| American Medical Security                       | \$101.00 | \$70.20 | 1 | * |
| American Medical Security                       | \$101.00 | \$71.61 | 1 | * |
| American Medical Security                       | \$101.00 | \$75.25 | 1 | * |
| American Postal Workers Union Health Plan (HMO) | \$101.00 | \$59.19 | 1 | * |
| American Postal Workers Union Health Plan (HMO) | \$101.00 | \$62.72 | 1 | * |
| American Postal Workers Union Health Plan (HMO) | \$101.00 | \$70.20 | 1 | * |
| American Postal Workers Union Health Plan (HMO) | \$101.00 | \$72.92 | 1 | * |
| American Postal Workers Union Health Plan (HMO) | \$101.00 | \$73.43 | 1 | * |
| Amway Corp                                      | \$101.00 | \$65.04 | 1 | * |
| Anthem Health (HMO)                             | \$101.00 | \$65.04 | 1 | * |
| Blue Cross & Blue Shield of Texas               | \$101.00 | \$37.64 | 1 | * |
| Blue Cross & Blue Shield of Texas               | \$101.00 | \$50.50 | 1 | * |
| Blue Cross & Blue Shield of Texas               | \$101.00 | \$50.70 | 1 | * |
| Blue Cross & Blue Shield of Texas               | \$101.00 | \$51.71 | 1 | * |
| Blue Cross & Blue Shield of Texas               | \$101.00 | \$56.16 | 1 | * |
| Blue Cross & Blue Shield of Texas               | \$101.00 | \$56.26 | 1 | * |
| Blue Cross & Blue Shield of Texas               | \$101.00 | \$56.51 | 1 | * |
| Blue Cross & Blue Shield of Texas               | \$101.00 | \$57.57 | 1 | * |
| Blue Cross & Blue Shield of Texas               | \$101.00 | \$64.14 | 1 | * |
| Blue Cross & Blue Shield of Texas               | \$101.00 | \$70.70 | 1 | * |
| Blue Cross & Blue Shield of Texas               | \$101.00 | \$72.82 | 1 | * |
| Blue Cross & Blue Shield of Texas               | \$101.00 | \$73.93 | 1 | * |
| Blue Cross & Blue Shield of Texas               | \$101.00 | \$75.55 | 1 | * |
| Blue Cross & Blue Shield of Texas               | \$101.00 | \$76.23 | 1 | * |
| Boon-Chapman                                    | \$101.00 | \$55.35 | 1 | * |
| Boon-Chapman                                    | \$101.00 | \$65.25 | 1 | * |
| Boon-Chapman                                    | \$101.00 | \$66.53 | 1 | * |

Insurance Carrier

Allowed

Actual Allowed

Count

81002

Standard

|                                                    |          |         |   |   |
|----------------------------------------------------|----------|---------|---|---|
| Boon-Chapman                                       | \$101.00 | \$72.52 | 1 | * |
| BPS Inc                                            | \$101.00 | \$59.79 | 1 | * |
| BPS Inc                                            | \$101.00 | \$59.89 | 1 | * |
| BPS Inc                                            | \$101.00 | \$68.88 | 1 | * |
| BPS Inc                                            | \$101.00 | \$72.42 | 1 | * |
| Businessmen's Assurance Company Of America         | \$101.00 | \$51.41 | 1 | * |
| Businessmen's Assurance Company Of America         | \$101.00 | \$59.19 | 1 | * |
| Calends Group (PPO)                                | \$101.00 | \$54.34 | 1 | * |
| Calends Group (PPO)                                | \$101.00 | \$60.10 | 1 | * |
| Calends Group (PPO)                                | \$101.00 | \$61.61 | 1 | * |
| Calends Group (PPO)                                | \$101.00 | \$69.49 | 1 | * |
| Central Reserve Life Insurance Company Of North Am | \$101.00 | \$59.49 | 1 | * |
| Cigna Corporation                                  | \$101.00 | \$37.88 | 1 | * |
| Cigna Corporation                                  | \$101.00 | \$38.23 | 1 | * |
| Cigna Corporation                                  | \$101.00 | \$42.74 | 1 | * |
| Cigna Corporation                                  | \$101.00 | \$43.18 | 1 | * |
| Cigna Corporation                                  | \$101.00 | \$43.71 | 1 | * |
| Cigna Corporation                                  | \$101.00 | \$48.00 | 1 | * |
| Cigna Corporation                                  | \$101.00 | \$48.44 | 1 | * |
| Cigna Corporation                                  | \$101.00 | \$49.21 | 1 | * |
| Cigna Corporation                                  | \$101.00 | \$50.26 | 1 | * |
| Cigna Corporation                                  | \$101.00 | \$50.50 | 1 | * |
| Cigna Corporation                                  | \$101.00 | \$50.70 | 1 | * |
| Cigna Corporation                                  | \$101.00 | \$51.81 | 1 | * |
| Cigna Corporation                                  | \$101.00 | \$52.92 | 1 | * |
| Cigna Corporation                                  | \$101.00 | \$53.49 | 1 | * |
| Cigna Corporation                                  | \$101.00 | \$53.63 | 1 | * |
| Cigna Corporation                                  | \$101.00 | \$54.30 | 1 | * |
| Cigna Corporation                                  | \$101.00 | \$55.85 | 1 | * |
| Cigna Corporation                                  | \$101.00 | \$55.95 | 2 | * |
| Cigna Corporation                                  | \$101.00 | \$57.07 | 1 | * |
| Cigna Corporation                                  | \$101.00 | \$57.47 | 1 | * |
| Cigna Corporation                                  | \$101.00 | \$58.90 | 1 | * |
| Cigna Corporation                                  | \$101.00 | \$59.10 | 1 | * |
| Cigna Corporation                                  | \$101.00 | \$59.15 | 1 | * |
| Cigna Corporation                                  | \$101.00 | \$61.21 | 1 | * |
| Cigna Corporation                                  | \$101.00 | \$61.66 | 1 | * |
| Cigna Corporation                                  | \$101.00 | \$61.81 | 1 | * |
| Cigna Corporation                                  | \$101.00 | \$62.12 | 1 | * |
| Cigna Corporation                                  | \$101.00 | \$62.42 | 1 | * |
| Cigna Corporation                                  | \$101.00 | \$64.34 | 1 | * |
| Cigna Corporation                                  | \$101.00 | \$64.84 | 1 | * |
| Cigna Corporation                                  | \$101.00 | \$65.35 | 1 | * |
| Cigna Corporation                                  | \$101.00 | \$66.05 | 1 | * |
| Cigna Corporation                                  | \$101.00 | \$66.60 | 1 | * |
| Cigna Corporation                                  | \$101.00 | \$68.78 | 1 | * |
| Cigna Corporation                                  | \$101.00 | \$71.00 | 1 | * |
| Cigna Corporation                                  | \$101.00 | \$71.41 | 1 | * |
| Cigna Corporation                                  | \$101.00 | \$71.51 | 1 | * |
| Cigna Corporation                                  | \$101.00 | \$73.53 | 1 | * |
| Cigna Corporation                                  | \$101.00 | \$73.73 | 1 | * |
| Cigna Corporation                                  | \$101.00 | \$74.64 | 1 | * |
| CNA                                                | \$101.00 | \$59.63 | 1 | * |
| CNA                                                | \$101.00 | \$66.66 | 1 | * |
| United Healthcare                                  | \$101.00 | \$51.81 | 1 | * |
| United Healthcare                                  | \$101.00 | \$53.83 | 1 | * |
| United Healthcare                                  | \$101.00 | \$54.64 | 1 | * |
| United Healthcare                                  | \$101.00 | \$59.79 | 1 | * |

120

| Procedure Code | Fee Schedule | Insurance Carrier                                  | Allowed  | Actual Allowed | Count      |
|----------------|--------------|----------------------------------------------------|----------|----------------|------------|
| 81003          | Standard     | Calends Group (PPO)                                | \$101.00 | \$48.93        | <u>1</u> * |
|                |              |                                                    |          |                | 1          |
| 81025          | Standard     | Cigna Corporation                                  | \$101.00 | \$28.48        | 1 *        |
|                |              | Cigna Corporation                                  | \$101.00 | \$54.27        | 1 *        |
|                |              |                                                    |          |                | <u>2</u>   |
| 82105          | Aetna        | Aetna US Healthcare                                | \$58.73  | \$58.73        | <u>1</u>   |
|                |              |                                                    |          |                | 1          |
|                | Standard     | Blue Cross & Blue Shield of Texas                  | \$101.00 | \$53.09        | 1 *        |
|                |              | Blue Cross & Blue Shield of Texas                  | \$101.00 | \$54.86        | 1 *        |
|                |              | Blue Cross & Blue Shield of Texas                  | \$101.00 | \$56.51        | 1 *        |
|                |              | Central Reserve Life Insurance Company Of North Am | \$101.00 | \$25.76        | 1 *        |
|                |              |                                                    |          |                | <u>4</u>   |
| 82270          | Standard     | AARP                                               | \$101.00 | \$26.37        | <u>1</u> * |
|                |              |                                                    |          |                | 1          |
| 82677          | Aetna        | Aetna US Healthcare                                | \$58.73  | \$58.73        | <u>1</u>   |
|                |              |                                                    |          |                | 1          |
|                | Medicare     | Medicare - Part B TX                               | \$51.98  | \$51.98        | <u>1</u>   |
|                |              |                                                    |          |                | 1          |
|                | Standard     | Alliance                                           | \$101.00 | \$39.45        | <u>1</u> * |
|                |              |                                                    |          |                | 1          |
| 82948          | Standard     | Amway Corp                                         | \$101.00 | \$37.09        | <u>1</u> * |
|                |              |                                                    |          |                | 1          |
| 82950          | Standard     | Admar Corporation                                  | \$101.00 | \$32.68        | 1 *        |
|                |              | Amalgamated Life & Health Insurance Co (HMO)       | \$101.00 | \$31.67        | 1 *        |
|                |              | American Medical Security                          | \$101.00 | \$40.85        | 1 *        |
|                |              |                                                    |          |                | <u>3</u>   |
| 83520          | Aetna        | Aetna US Healthcare                                | \$58.73  | \$58.73        | <u>1</u>   |
|                |              |                                                    |          |                | 1          |
|                | Standard     | Anthem Health (HMO)                                | \$101.00 | \$30.22        | <u>1</u> * |
|                |              |                                                    |          |                | 1          |
| 84443          | Medicare     | Medicare - Part B TX                               | \$51.98  | \$51.98        | <u>1</u>   |
|                |              |                                                    |          |                | 1          |

| Procedure Code | Fee Schedule | Insurance Carrier                                  | Allowed  | Actual Allowed | Count           |
|----------------|--------------|----------------------------------------------------|----------|----------------|-----------------|
| 84702          | Medicare     | Medicare - Part B TX                               | \$51.98  | \$51.98        | <u>1</u><br>1   |
|                | Standard     | Cigna Corporation                                  | \$101.00 | \$42.67        | <u>1</u> *<br>1 |
| 85013          | Standard     | Cigna Corporation                                  | \$101.00 | \$24.89        | <u>1</u> *<br>1 |
| 85025          | Standard     | Cigna Corporation                                  | \$101.00 | \$48.09        | <u>1</u> *<br>1 |
| 86317          | Aetna        | Aetna US Healthcare                                | \$58.73  | \$58.73        | <u>1</u><br>1   |
|                | Medicare     | Medicare - Part B TX                               | \$51.98  | \$51.98        | <u>1</u><br>1   |
|                | Standard     | Amalgamated Life & Health Insurance Co (HMO)       | \$101.00 | \$35.75        | <u>1</u> *<br>1 |
| 86580          | Medicare     | Medicare - Part B TX                               | \$10.01  | \$10.01        | <u>1</u><br>1   |
|                | Standard     | Blue Cross & Blue Shield of Texas                  | \$20.00  | \$9.65         | 1 *             |
|                |              | Cigna Corporation                                  | \$20.00  | \$8.99         | 1 *             |
|                |              | CNA                                                | \$20.00  | \$14.04        | 1 *             |
|                |              |                                                    |          |                | <u>3</u>        |
| 86701          | Standard     | American Postal Workers Union Health Plan (HMO)    | \$101.00 | \$52.65        | <u>1</u> *<br>1 |
| 86803          | Standard     | Anthem Health (HMO)                                | \$101.00 | \$41.89        | 1 *             |
|                |              | Cigna Corporation                                  | \$101.00 | \$37.69        | 1 *<br><u>2</u> |
| 87081          | Aetna        | Aetna US Healthcare                                | \$58.73  | \$58.73        | <u>2</u><br>2   |
|                | Standard     | Central Reserve Life Insurance Company Of North Am | \$101.00 | \$52.65        | 1 *             |
|                |              | Cigna Corporation                                  | \$101.00 | \$31.94        | 1 *<br><u>2</u> |
| 87086          | Standard     | United Healthcare                                  | \$101.00 | \$55.76        | <u>1</u> *<br>1 |
| 87149          | Medicare     | Medicare - Part B TX                               | \$51.98  | \$51.98        | <u>1</u><br>1   |

| Procedure Code | Fee Schedule | Insurance Carrier                                  | Allowed  | Actual Allowed | Count    |
|----------------|--------------|----------------------------------------------------|----------|----------------|----------|
| 87210          | Standard     | American Community Mutual Insurance Co             | \$101.00 | \$34.50        | 1 *      |
|                |              | Calends Group (PPO)                                | \$101.00 | \$39.83        | 1 *      |
|                |              |                                                    |          |                | <u>2</u> |
| 87220          | Aetna        | Aetna US Healthcare                                | \$58.73  | \$58.73        | 1        |
|                |              |                                                    |          |                | <u>1</u> |
|                | Standard     | Central Reserve Life Insurance Company Of North Am | \$101.00 | \$56.06        | 1 *      |
|                |              |                                                    |          |                | <u>1</u> |
| 87490          | Standard     | Allen Medical Claims Administrators                | \$101.00 | \$38.57        | 1 *      |
|                |              | Amway Corp                                         | \$101.00 | \$45.20        | 1 *      |
|                |              | Blue Cross & Blue Shield of Texas                  | \$101.00 | \$31.22        | 1 *      |
|                |              |                                                    |          |                | <u>3</u> |
| 87491          | Standard     | Cigna Corporation                                  | \$101.00 | \$30.89        | 1 *      |
|                |              |                                                    |          |                | <u>1</u> |
| 87590          | Standard     | Anthem Health (HMO)                                | \$101.00 | \$38.82        | 1 *      |
|                |              |                                                    |          |                | <u>1</u> |
| 87591          | Aetna        | Aetna US Healthcare                                | \$58.73  | \$58.73        | 1        |
|                |              |                                                    |          |                | <u>1</u> |
|                | Medicare     | Medicare - Part B TX                               | \$51.98  | \$51.98        | 1        |
|                |              |                                                    |          |                | <u>1</u> |
|                | Standard     | Amway Corp                                         | \$101.00 | \$50.77        | 1 *      |
|                |              |                                                    |          |                | <u>1</u> |
| 87804          | Standard     | United Healthcare                                  | \$101.00 | \$28.69        | 1 *      |
|                |              |                                                    |          |                | <u>1</u> |
| 87880          | Standard     | Blue Cross & Blue Shield of Texas                  | \$101.00 | \$31.22        | 1 *      |
|                |              |                                                    |          |                | <u>1</u> |
| 88142          | Standard     | Admar Corporation                                  | \$101.00 | \$56.06        | 1 *      |
|                |              | Allied Benefit Systems, Inc                        | \$101.00 | \$51.49        | 1 *      |
|                |              | American Community Mutual Insurance Co             | \$101.00 | \$43.12        | 1 *      |
|                |              | Blue Cross & Blue Shield of Texas                  | \$101.00 | \$26.68        | 1 *      |
|                |              | Cigna Corporation                                  | \$101.00 | \$31.26        | 1 *      |
|                |              | Cigna Corporation                                  | \$101.00 | \$48.79        | 1 *      |
|                |              |                                                    |          |                | <u>6</u> |

| Procedure Code | Fee Schedule    | Insurance Carrier                                  | Allowed  | Actual Allowed | Count      |
|----------------|-----------------|----------------------------------------------------|----------|----------------|------------|
| 88305          |                 |                                                    |          |                |            |
|                | <b>Aetna</b>    |                                                    |          |                |            |
|                |                 | Aetna US Healthcare                                | \$112.23 | \$112.23       | <u>1</u>   |
|                |                 |                                                    |          |                | 1          |
|                | <b>Standard</b> |                                                    |          |                |            |
|                |                 | Calends Group (PPO)                                | \$194.00 | \$68.68        | 1 *        |
|                |                 | Cigna Corporation                                  | \$194.00 | \$87.09        | 1 *        |
|                |                 |                                                    |          |                | <u>2</u>   |
| 90471          |                 |                                                    |          |                |            |
|                | <b>Standard</b> |                                                    |          |                |            |
|                |                 | Blue Cross & Blue Shield of Texas                  | \$8.00   | \$5.87         | 1 *        |
|                |                 | Cigna Corporation                                  | \$8.00   | \$3.45         | 1 *        |
|                |                 |                                                    |          |                | <u>2</u>   |
| 90472          |                 |                                                    |          |                |            |
|                | <b>Standard</b> |                                                    |          |                |            |
|                |                 | Alliance                                           | \$8.00   | \$4.86         | 1 *        |
|                |                 | Amalgamated Life & Health Insurance Co (HMO)       | \$8.00   | \$5.55         | 1 *        |
|                |                 |                                                    |          |                | <u>2</u>   |
| 90648          |                 |                                                    |          |                |            |
|                | <b>Medicare</b> |                                                    |          |                |            |
|                |                 | Medicare - Part B TX                               | \$51.98  | \$51.98        | <u>1</u>   |
|                |                 |                                                    |          |                | 1          |
|                | <b>Standard</b> |                                                    |          |                |            |
|                |                 | Blue Cross & Blue Shield of Texas                  | \$101.00 | \$28.16        | 1 *        |
|                |                 | Central Reserve Life Insurance Company Of North Am | \$101.00 | \$43.33        | 1 *        |
|                |                 |                                                    |          |                | <u>2</u>   |
| 90657          |                 |                                                    |          |                |            |
|                | <b>Standard</b> |                                                    |          |                |            |
|                |                 | Businessmen's Assurance Company Of America         | \$101.00 | \$37.95        | <u>1</u> * |
|                |                 |                                                    |          |                | 1          |
| 90669          |                 |                                                    |          |                |            |
|                | <b>Standard</b> |                                                    |          |                |            |
|                |                 | Blue Cross & Blue Shield of Texas                  | \$101.00 | \$49.18        | 1 *        |
|                |                 | Blue Cross & Blue Shield of Texas                  | \$101.00 | \$49.49        | 1 *        |
|                |                 |                                                    |          |                | <u>2</u>   |
| 90700          |                 |                                                    |          |                |            |
|                | <b>Standard</b> |                                                    |          |                |            |
|                |                 | American Community Mutual Insurance Co             | \$101.00 | \$25.25        | 1 *        |
|                |                 | Cigna Corporation                                  | \$101.00 | \$30.70        | 1 *        |
|                |                 |                                                    |          |                | <u>2</u>   |
| 90707          |                 |                                                    |          |                |            |
|                | <b>Standard</b> |                                                    |          |                |            |
|                |                 | American Postal Workers Union Health Plan (HMO)    | \$101.00 | \$45.61        | <u>1</u> * |
|                |                 |                                                    |          |                | 1          |
| 90712          |                 |                                                    |          |                |            |
|                | <b>Aetna</b>    |                                                    |          |                |            |
|                |                 | Aetna US Healthcare                                | \$58.73  | \$58.73        | <u>1</u>   |
|                |                 |                                                    |          |                | 1          |
|                | <b>Standard</b> |                                                    |          |                |            |
|                |                 | American Postal Workers Union Health Plan (HMO)    | \$101.00 | \$27.42        | 1 *        |
|                |                 | Amway Corp                                         | \$101.00 | \$41.89        | 1 *        |
|                |                 |                                                    |          |                | <u>2</u>   |
| 90716          |                 |                                                    |          |                |            |
|                | <b>Standard</b> |                                                    |          |                |            |
|                |                 | Blue Cross & Blue Shield of Texas                  | \$101.00 | \$33.81        | <u>1</u> * |
|                |                 |                                                    |          |                | 1          |

| Procedure Code | Fee Schedule | Insurance Carrier                                  | Allowed  | Actual Allowed | Count      |
|----------------|--------------|----------------------------------------------------|----------|----------------|------------|
| 90718          | Medicare     | Medicare - Part B TX                               | \$51.98  | \$51.98        | <u>1</u>   |
|                |              |                                                    |          |                | 1          |
| 90720          | Standard     | Allied Benefit Systems, Inc                        | \$101.00 | \$47.81        | 1 *        |
|                |              | Central Reserve Life Insurance Company Of North Am | \$101.00 | \$42.80        | 1 *        |
|                |              | Cigna Corporation                                  | \$101.00 | \$53.53        | <u>1</u> * |
|                |              |                                                    |          |                | 3          |
| 90744          | Medicare     | Medicare - Part B TX                               | \$51.98  | \$51.98        | <u>1</u>   |
|                |              |                                                    |          |                | 1          |
|                | Standard     | American Medical Security                          | \$101.00 | \$43.73        | 1 *        |
|                |              | Businessmen's Assurance Company Of America         | \$101.00 | \$53.82        | 1 *        |
|                |              | Calends Group (PPO)                                | \$101.00 | \$37.58        | 1 *        |
|                |              | Cigna Corporation                                  | \$101.00 | \$34.61        | <u>1</u> * |
|                |              |                                                    |          |                | 4          |
| 90748          | Aetna        | Aetna US Healthcare                                | \$58.73  | \$58.73        | <u>1</u>   |
|                |              |                                                    |          |                | 1          |
|                | Standard     | Blue Cross & Blue Shield of Texas                  | \$101.00 | \$48.65        | <u>1</u> * |
|                |              |                                                    |          |                | 1          |
| 90788          | Aetna        | Aetna US Healthcare                                | \$5.22   | \$5.22         | <u>2</u>   |
|                |              |                                                    |          |                | 2          |
|                | Standard     | Blue Cross & Blue Shield of Texas                  | \$9.00   | \$4.86         | 1 *        |
|                |              | Blue Cross & Blue Shield of Texas                  | \$9.00   | \$5.27         | 1 *        |
|                |              | Cigna Corporation                                  | \$9.00   | \$4.73         | <u>1</u> * |
|                |              |                                                    |          |                | 3          |
| 91010          | Aetna        | Aetna US Healthcare                                | \$171.83 | \$171.83       | <u>1</u>   |
|                |              |                                                    |          |                | 1          |
|                | Standard     | Allen Medical Claims Administrators                | \$296.00 | \$90.85        | 1 *        |
|                |              | Cigna Corporation                                  | \$296.00 | \$148.79       | <u>1</u> * |
|                |              |                                                    |          |                | 2          |
| 91033          | Aetna        | Aetna US Healthcare                                | \$177.48 | \$177.48       | <u>1</u>   |
|                |              |                                                    |          |                | 1          |
|                | Standard     | Alliance                                           | \$306.00 | \$159.51       | <u>1</u> * |
|                |              |                                                    |          |                | 1          |
| 92541          | Standard     | Blue Cross & Blue Shield of Texas                  | \$142.00 | \$50.20        | 1 *        |
|                |              | Businessmen's Assurance Company Of America         | \$142.00 | \$60.36        | <u>1</u> * |
|                |              |                                                    |          |                | 2          |

| Procedure Code | Fee Schedule | Insurance Carrier                      | Allowed  | Actual Allowed | Count      |
|----------------|--------------|----------------------------------------|----------|----------------|------------|
| 92542          | Aetna        | Aetna US Healthcare                    | \$76.13  | \$76.13        | <u>2</u>   |
|                |              |                                        |          |                | 2          |
|                | Standard     | Cigna Corporation                      | \$131.00 | \$36.11        | <u>1</u> * |
|                |              |                                        |          |                | 1          |
| 92543          | Standard     | AARP                                   | \$38.00  | \$20.33        | <u>1</u> * |
|                |              |                                        |          |                | 1          |
| 92544          | Standard     | Boon-Chapman                           | \$123.00 | \$54.56        | 1 *        |
|                |              | Cigna Corporation                      | \$123.00 | \$36.27        | <u>1</u> * |
|                |              |                                        |          |                | 2          |
| 92552          | Standard     | Blue Cross & Blue Shield of Texas      | \$34.00  | \$25.16        | 1 *        |
|                |              | Boon-Chapman                           | \$34.00  | \$19.83        | <u>1</u> * |
|                |              |                                        |          |                | 2          |
| 92553          | Standard     | Admar Corporation                      | \$50.00  | \$14.95        | 1 *        |
|                |              | Blue Cross & Blue Shield of Texas      | \$50.00  | \$24.99        | 1 *        |
|                |              | Blue Cross & Blue Shield of Texas      | \$50.00  | \$25.29        | 1 *        |
|                |              | Cigna Corporation                      | \$50.00  | \$10.00        | 1 *        |
|                |              | United Healthcare                      | \$50.00  | \$15.72        | <u>1</u> * |
|                |              |                                        |          |                | 5          |
| 92557          | Aetna        | Aetna US Healthcare                    | \$53.51  | \$53.51        | <u>1</u>   |
|                |              |                                        |          |                | 1          |
|                | Standard     | Cigna Corporation                      | \$92.00  | \$25.02        | <u>1</u> * |
|                |              |                                        |          |                | 1          |
| 92567          | Aetna        | Aetna US Healthcare                    | \$23.93  | \$23.93        | <u>1</u>   |
|                |              |                                        |          |                | 1          |
|                | Standard     | Blue Cross & Blue Shield of Texas      | \$41.00  | \$23.66        | <u>1</u> * |
|                |              |                                        |          |                | 1          |
| 92568          | Medicare     | Medicare - Part B TX                   | \$15.02  | \$15.02        | <u>1</u>   |
|                |              |                                        |          |                | 1          |
|                | Standard     | American Community Mutual Insurance Co | \$29.00  | \$16.97        | 1 *        |
|                |              | Amway Corp                             | \$29.00  | \$10.86        | <u>1</u> * |
|                |              |                                        |          |                | 2          |
| 92587          | Medicare     | Medicare - Part B TX                   | \$59.29  | \$59.29        | <u>1</u>   |
|                |              |                                        |          |                | 1          |
|                | Standard     | Allied Benefit Systems, Inc            | \$116.00 | \$48.86        | <u>1</u> * |
|                |              |                                        |          |                | 1          |

| Procedure Code | Fee Schedule | Insurance Carrier                               | Allowed  | Actual Allowed | Count      |
|----------------|--------------|-------------------------------------------------|----------|----------------|------------|
| 93000          | Standard     | Admar Corporation                               | \$53.00  | \$23.72        | <u>1</u> * |
|                |              |                                                 |          |                | 1          |
| 93010          | Standard     | Cigna Corporation                               | \$19.00  | \$14.16        | <u>1</u> * |
|                |              |                                                 |          |                | 1          |
| 93015          | Aetna        | Aetna US Healthcare                             | \$120.06 | \$120.06       | <u>1</u>   |
|                |              |                                                 |          |                | 1          |
| 93016          | Aetna        | Aetna US Healthcare                             | \$27.84  | \$27.84        | <u>1</u>   |
|                |              |                                                 |          |                | 1          |
|                | Standard     | Blue Cross & Blue Shield of Texas               | \$48.00  | \$29.91        | 1 *        |
|                |              | CNA                                             | \$48.00  | \$20.15        | 1 *        |
|                |              |                                                 |          |                | <u>2</u>   |
| 93018          | Aetna        | Aetna US Healthcare                             | \$18.70  | \$18.70        | <u>1</u>   |
|                |              |                                                 |          |                | 1          |
| 93225          | Aetna        | Aetna US Healthcare                             | \$54.38  | \$54.38        | <u>1</u>   |
|                |              |                                                 |          |                | 1          |
|                | Medicare     | Medicare - Part B TX                            | \$48.13  | \$48.13        | <u>1</u>   |
|                |              |                                                 |          |                | 1          |
|                | Standard     | Blue Cross & Blue Shield of Texas               | \$94.00  | \$26.01        | <u>1</u> * |
|                |              |                                                 |          |                | 1          |
| 93227          | Standard     | Calends Group (PPO)                             | \$56.00  | \$14.17        | <u>1</u> * |
|                |              |                                                 |          |                | 1          |
| 93230          | Aetna        | Aetna US Healthcare                             | \$194.01 | \$194.01       | <u>1</u>   |
|                |              |                                                 |          |                | 1          |
| 93231          | Standard     | Admar Corporation                               | \$115.00 | \$62.97        | 1 *        |
|                |              | Allied Benefit Systems, Inc                     | \$115.00 | \$36.84        | 1 *        |
|                |              | American Postal Workers Union Health Plan (HMO) | \$115.00 | \$39.36        | 1 *        |
|                |              |                                                 |          |                | <u>3</u>   |
| 93232          | Standard     | Cigna Corporation                               | \$164.00 | \$46.29        | 1 *        |
|                |              | Cigna Corporation                               | \$164.00 | \$81.05        | 1 *        |
|                |              |                                                 |          |                | <u>2</u>   |
| 93233          | Standard     | Cigna Corporation                               | \$56.00  | \$18.36        | <u>1</u> * |
|                |              |                                                 |          |                | 1          |

| Procedure Code | Fee Schedule    | Insurance Carrier                               | Allowed    | Actual Allowed | Count      |
|----------------|-----------------|-------------------------------------------------|------------|----------------|------------|
| 93268          |                 |                                                 |            |                |            |
|                | <b>Medicare</b> |                                                 |            |                |            |
|                |                 | Medicare - Part B TX                            | \$168.63   | \$168.63       | <u>1</u>   |
|                |                 |                                                 |            |                | 1          |
|                | <b>Standard</b> |                                                 |            |                |            |
|                |                 | Cigna Corporation                               | \$329.00   | \$91.37        | 1 *        |
|                |                 | United Healthcare                               | \$329.00   | \$123.63       | 1 *        |
|                |                 |                                                 |            |                | <u>2</u>   |
| 93270          |                 |                                                 |            |                |            |
|                | <b>Aetna</b>    |                                                 |            |                |            |
|                |                 | Aetna US Healthcare                             | \$54.38    | \$54.38        | <u>1</u>   |
|                |                 |                                                 |            |                | 1          |
|                | <b>Standard</b> |                                                 |            |                |            |
|                |                 | American Medical Security                       | \$94.00    | \$35.77        | 1 *        |
|                |                 | Amway Corp                                      | \$94.00    | \$51.89        | 1 *        |
|                |                 | Cigna Corporation                               | \$94.00    | \$37.31        | 1 *        |
|                |                 | Cigna Corporation                               | \$94.00    | \$46.72        | 1 *        |
|                |                 |                                                 |            |                | <u>4</u>   |
| 93271          |                 |                                                 |            |                |            |
|                | <b>Standard</b> |                                                 |            |                |            |
|                |                 | Blue Cross & Blue Shield of Texas               | \$179.00   | \$81.56        | <u>1</u> * |
|                |                 |                                                 |            |                | 1          |
| 93307          |                 |                                                 |            |                |            |
|                | <b>Standard</b> |                                                 |            |                |            |
|                |                 | American Postal Workers Union Health Plan (HMO) | \$389.00   | \$123.30       | <u>1</u> * |
|                |                 |                                                 |            |                | 1          |
| 93320          |                 |                                                 |            |                |            |
|                | <b>Standard</b> |                                                 |            |                |            |
|                |                 | AARP                                            | \$171.00   | \$55.95        | 1 *        |
|                |                 | American Postal Workers Union Health Plan (HMO) | \$171.00   | \$82.60        | 1 *        |
|                |                 |                                                 |            |                | <u>2</u>   |
| 93325          |                 |                                                 |            |                |            |
|                | <b>Medicare</b> |                                                 |            |                |            |
|                |                 | Medicare - Part B TX                            | \$116.65   | \$116.65       | <u>1</u>   |
|                |                 |                                                 |            |                | 1          |
| 93350          |                 |                                                 |            |                |            |
|                | <b>Aetna</b>    |                                                 |            |                |            |
|                |                 | Aetna US Healthcare                             | \$169.22   | \$169.22       | <u>1</u>   |
|                |                 |                                                 |            |                | 1          |
|                | <b>Standard</b> |                                                 |            |                |            |
|                |                 | Allen Medical Claims Administrators             | \$292.00   | \$94.54        | 1 *        |
|                |                 | Cigna Corporation                               | \$292.00   | \$146.37       | 1 *        |
|                |                 | United Healthcare                               | \$292.00   | \$76.85        | 1 *        |
|                |                 |                                                 |            |                | <u>3</u>   |
| 93510          |                 |                                                 |            |                |            |
|                | <b>Aetna</b>    |                                                 |            |                |            |
|                |                 | Aetna US Healthcare                             | \$1,880.51 | \$1,880.51     | <u>1</u>   |
|                |                 |                                                 |            |                | 1          |
|                | <b>Standard</b> |                                                 |            |                |            |
|                |                 | Allen Medical Claims Administrators             | \$3,242.00 | \$903.82       | <u>1</u> * |
|                |                 |                                                 |            |                | 1          |
| 93543          |                 |                                                 |            |                |            |
|                | <b>Aetna</b>    |                                                 |            |                |            |
|                |                 | Aetna US Healthcare                             | \$36.98    | \$36.98        | <u>1</u>   |
|                |                 |                                                 |            |                | 1          |
| 93545          |                 |                                                 |            |                |            |
|                | <b>Aetna</b>    |                                                 |            |                |            |
|                |                 | Aetna US Healthcare                             | \$54.81    | \$54.81        | <u>3</u>   |
|                |                 |                                                 |            |                | 3          |

| Procedure Code | Fee Schedule | Insurance Carrier                                  | Allowed  | Actual Allowed | Count      |
|----------------|--------------|----------------------------------------------------|----------|----------------|------------|
| 93555          | Aetna        | Aetna US Healthcare                                | \$321.46 | \$321.46       | <u>2</u>   |
|                | Standard     | AARP                                               | \$554.00 | \$303.37       | 1 *        |
|                |              | Allied Benefit Systems, Inc                        | \$554.00 | \$215.71       | <u>1</u> * |
|                |              |                                                    |          |                | 2          |
| 93556          | Standard     | American Postal Workers Union Health Plan (HMO)    | \$824.00 | \$215.16       | 1 *        |
|                |              | Blue Cross & Blue Shield of Texas                  | \$824.00 | \$266.78       | <u>1</u> * |
|                |              |                                                    |          |                | 2          |
| 93731          | Medicare     | Medicare - Part B TX                               | \$44.66  | \$44.66        | <u>1</u>   |
|                | Standard     | Anthem Health (HMO)                                | \$87.00  | \$40.94        | 1 *        |
|                |              | Cigna Corporation                                  | \$87.00  | \$35.64        | <u>1</u> * |
|                |              |                                                    |          |                | 2          |
| 93732          | Aetna        | Aetna US Healthcare                                | \$80.48  | \$80.48        | <u>1</u>   |
|                | Medicare     | Medicare - Part B TX                               | \$71.23  | \$71.23        | <u>1</u>   |
|                | Standard     | Admar Corporation                                  | \$139.00 | \$47.08        | 1 *        |
|                |              | Amway Corp                                         | \$139.00 | \$38.75        | 1 *        |
|                |              | Cigna Corporation                                  | \$139.00 | \$43.75        | <u>1</u> * |
|                |              |                                                    |          |                | 3          |
| 93880          | Medicare     | Medicare - Part B TX                               | \$180.57 | \$180.57       | <u>1</u>   |
|                | Standard     | Amway Corp                                         | \$352.00 | \$138.82       | <u>1</u> * |
|                |              |                                                    |          |                | 1          |
| 94640          | Standard     | AARP                                               | \$57.00  | \$23.18        | 1 *        |
|                |              | Central Reserve Life Insurance Company Of North Am | \$57.00  | \$21.07        | <u>1</u> * |
|                |              |                                                    |          |                | 2          |
| 94664          | Medicare     | Medicare - Part B TX                               | \$21.56  | \$21.56        | <u>1</u>   |
|                | Standard     | Alliance                                           | \$42.00  | \$20.05        | 1 *        |
|                |              | Allied Benefit Systems, Inc                        | \$42.00  | \$18.63        | <u>1</u> * |
|                |              |                                                    |          |                | 2          |
| 94760          | Standard     | Blue Cross & Blue Shield of Texas                  | \$9.00   | \$5.46         | <u>1</u> * |
|                |              |                                                    |          |                | 1          |

| Procedure Code | Fee Schedule | Insurance Carrier                      | Allowed  | Actual Allowed | Count      |
|----------------|--------------|----------------------------------------|----------|----------------|------------|
| 95004          | Standard     | Anthem Health (HMO)                    | \$8.00   | \$4.02         | <u>1</u> * |
|                |              |                                        |          |                | 1          |
| 95024          | Standard     | Cigna Corporation                      | \$11.00  | \$5.75         | <u>1</u> * |
|                |              |                                        |          |                | 1          |
| 95027          | Standard     | Cigna Corporation                      | \$11.00  | \$8.16         | <u>1</u> * |
|                |              |                                        |          |                | 1          |
| 95115          | Medicare     | Medicare - Part B TX                   | \$15.02  | \$15.02        | <u>1</u>   |
|                |              |                                        |          |                | 1          |
| 95117          | Standard     | Allied Benefit Systems, Inc            | \$38.00  | \$24.13        | <u>1</u> * |
|                |              |                                        |          |                | 1          |
| 95165          | Medicare     | Medicare - Part B TX                   | \$10.78  | \$10.78        | <u>2</u>   |
|                |              |                                        |          |                | 2          |
|                | Standard     | Anthem Health (HMO)                    | \$21.00  | \$9.52         | 1 *        |
|                |              | Cigna Corporation                      | \$21.00  | \$14.62        | 1 *        |
|                |              |                                        |          |                | <u>2</u>   |
| 97001          | Standard     | Cigna Corporation                      | \$140.00 | \$64.93        | <u>1</u> * |
|                |              |                                        |          |                | 1          |
| 97022          | Standard     | American Community Mutual Insurance Co | \$33.00  | \$14.30        | <u>1</u> * |
|                |              |                                        |          |                | 1          |
| 97035          | Aetna        | Aetna US Healthcare                    | \$13.05  | \$13.05        | <u>1</u>   |
|                |              |                                        |          |                | 1          |
| 97110          | Standard     | American Medical Security              | \$55.00  | \$19.15        | 1 *        |
|                |              | Cigna Corporation                      | \$55.00  | \$20.26        | 1 *        |
|                |              |                                        |          |                | <u>2</u>   |
| 97112          | Standard     | Blue Cross & Blue Shield of Texas      | \$57.00  | \$27.61        | 1 *        |
|                |              | Cigna Corporation                      | \$57.00  | \$18.71        | 1 *        |
|                |              | Cigna Corporation                      | \$57.00  | \$22.48        | 1 *        |
|                |              | United Healthcare                      | \$57.00  | \$28.73        | 1 *        |
|                |              |                                        |          |                | <u>4</u>   |
| 97140          | Standard     | American Community Mutual Insurance Co | \$51.00  | \$15.00        | 1 *        |
|                |              | Amway Corp                             | \$51.00  | \$17.49        | 1 *        |
|                |              | BPS Inc                                | \$51.00  | \$17.99        | 1 *        |
|                |              |                                        |          |                | <u>3</u>   |

| Procedure Code | Fee Schedule    | Insurance Carrier                               | Allowed  | Actual Allowed | Count      |
|----------------|-----------------|-------------------------------------------------|----------|----------------|------------|
| 97799          |                 |                                                 |          |                |            |
|                | <b>Aetna</b>    |                                                 |          |                |            |
|                |                 | Aetna US Healthcare                             | \$58.73  | \$58.73        | <u>2</u>   |
|                |                 |                                                 |          |                | 2          |
|                | <b>Medicare</b> |                                                 |          |                |            |
|                |                 | Medicare - Part B TX                            | \$51.98  | \$51.98        | <u>1</u>   |
|                |                 |                                                 |          |                | 1          |
|                | <b>Standard</b> |                                                 |          |                |            |
|                |                 | Blue Cross & Blue Shield of Texas               | \$101.00 | \$32.81        | 1 *        |
|                |                 | Cigna Corporation                               | \$101.00 | \$33.21        | <u>1</u> * |
|                |                 |                                                 |          |                | 2          |
| 99201          |                 |                                                 |          |                |            |
|                | <b>Standard</b> |                                                 |          |                |            |
|                |                 | Blue Cross & Blue Shield of Texas               | \$71.00  | \$34.37        | <u>1</u> * |
|                |                 |                                                 |          |                | 1          |
| 99202          |                 |                                                 |          |                |            |
|                | <b>Aetna</b>    |                                                 |          |                |            |
|                |                 | Aetna US Healthcare                             | \$73.95  | \$63.95        | <u>1</u> * |
|                |                 |                                                 |          |                | 1          |
|                | <b>Standard</b> |                                                 |          |                |            |
|                |                 | AARP                                            | \$128.00 | \$49.53        | 1 *        |
|                |                 | Allied Benefit Systems, Inc                     | \$128.00 | \$67.39        | 1 *        |
|                |                 | American Postal Workers Union Health Plan (HMO) | \$128.00 | \$72.45        | 1 *        |
|                |                 | BPS Inc                                         | \$128.00 | \$84.61        | 1 *        |
|                |                 | Cigna Corporation                               | \$128.00 | \$62.66        | 1 *        |
|                |                 | Cigna Corporation                               | \$128.00 | \$66.20        | 1 *        |
|                |                 | Cigna Corporation                               | \$128.00 | \$78.84        | <u>1</u> * |
|                |                 |                                                 |          |                | 7          |
| 99203          |                 |                                                 |          |                |            |
|                | <b>Aetna</b>    |                                                 |          |                |            |
|                |                 | Aetna US Healthcare                             | \$110.49 | \$85.49        | 1 *        |
|                |                 | Aetna US Healthcare                             | \$110.49 | \$90.49        | 1 *        |
|                |                 | Aetna US Healthcare                             | \$110.49 | \$100.49       | <u>2</u> * |
|                |                 |                                                 |          |                | 4          |
|                | <b>Medicare</b> |                                                 |          |                |            |
|                |                 | Medicare - Part B TX                            | \$97.79  | \$97.79        | <u>3</u>   |
|                |                 |                                                 |          |                | 3          |
|                | <b>Standard</b> |                                                 |          |                |            |
|                |                 | AARP                                            | \$191.00 | \$105.97       | 1 *        |
|                |                 | Allen Medical Claims Administrators             | \$191.00 | \$115.43       | 1 *        |
|                |                 | Alliance                                        | \$191.00 | \$91.95        | 1 *        |
|                |                 | Amalgamated Life & Health Insurance Co (HMO)    | \$191.00 | \$134.85       | 1 *        |
|                |                 | American Community Mutual Insurance Co          | \$191.00 | \$92.00        | 1 *        |
|                |                 | American Community Mutual Insurance Co          | \$191.00 | \$127.61       | 1 *        |
|                |                 | American Medical Security                       | \$191.00 | \$96.84        | 1 *        |
|                |                 | American Postal Workers Union Health Plan (HMO) | \$191.00 | \$109.32       | 1 *        |
|                |                 | Amway Corp                                      | \$191.00 | \$121.09       | 1 *        |
|                |                 | Amway Corp                                      | \$191.00 | \$121.24       | 1 *        |
|                |                 | Cigna Corporation                               | \$191.00 | \$80.14        | 1 *        |
|                |                 | Cigna Corporation                               | \$191.00 | \$82.54        | 1 *        |
|                |                 | Cigna Corporation                               | \$191.00 | \$90.76        | 1 *        |
|                |                 | Cigna Corporation                               | \$191.00 | \$102.53       | <u>1</u> * |
|                |                 |                                                 |          |                | 14         |

| Procedure Code | Fee Schedule    | Insurance Carrier                                  | Allowed  | Actual Allowed | Count |
|----------------|-----------------|----------------------------------------------------|----------|----------------|-------|
| 99204          |                 |                                                    |          |                |       |
|                | <b>Aetna</b>    |                                                    |          |                |       |
|                |                 | Aetna US Healthcare                                | \$157.04 | \$132.04       | 2 *   |
|                |                 | Aetna US Healthcare                                | \$157.04 | \$137.04       | 1 *   |
|                |                 | Aetna US Healthcare                                | \$157.04 | \$147.04       | 2 *   |
|                |                 |                                                    |          | <u>2</u>       |       |
|                |                 |                                                    |          | 5              |       |
|                | <b>Medicare</b> |                                                    |          |                |       |
|                |                 | Medicare - Part B TX                               | \$138.98 | \$138.98       | 2     |
|                |                 |                                                    |          | <u>2</u>       |       |
|                | <b>Standard</b> |                                                    |          |                |       |
|                |                 | Admar Corporation                                  | \$271.00 | \$135.54       | 1 *   |
|                |                 | Admar Corporation                                  | \$271.00 | \$159.99       | 1 *   |
|                |                 | Allied Benefit Systems, Inc                        | \$271.00 | \$167.77       | 1 *   |
|                |                 | Anthem Health (HMO)                                | \$271.00 | \$161.90       | 1 *   |
|                |                 | Blue Cross & Blue Shield of Texas                  | \$271.00 | \$114.36       | 1 *   |
|                |                 | Blue Cross & Blue Shield of Texas                  | \$271.00 | \$127.82       | 1 *   |
|                |                 | Blue Cross & Blue Shield of Texas                  | \$271.00 | \$132.03       | 1 *   |
|                |                 | Blue Cross & Blue Shield of Texas                  | \$271.00 | \$139.60       | 1 *   |
|                |                 | Blue Cross & Blue Shield of Texas                  | \$271.00 | \$148.51       | 1 *   |
|                |                 | Blue Cross & Blue Shield of Texas                  | \$271.00 | \$148.77       | 1 *   |
|                |                 | Blue Cross & Blue Shield of Texas                  | \$271.00 | \$174.87       | 1 *   |
|                |                 | Boon-Chapman                                       | \$271.00 | \$183.22       | 1 *   |
|                |                 | Businessmen's Assurance Company Of America         | \$271.00 | \$163.65       | 1 *   |
|                |                 | Calends Group (PPO)                                | \$271.00 | \$176.87       | 1 *   |
|                |                 | Central Reserve Life Insurance Company Of North Am | \$271.00 | \$188.44       | 1 *   |
|                |                 | Cigna Corporation                                  | \$271.00 | \$103.61       | 1 *   |
|                |                 | Cigna Corporation                                  | \$271.00 | \$159.35       | 1 *   |
|                |                 | Cigna Corporation                                  | \$271.00 | \$160.52       | 1 *   |
|                |                 | Cigna Corporation                                  | \$271.00 | \$186.24       | 1 *   |
|                |                 | CNA                                                | \$271.00 | \$180.87       | 1 *   |
|                |                 | United Healthcare                                  | \$271.00 | \$154.51       | 1 *   |
|                |                 |                                                    |          | <u>1</u>       |       |
|                |                 |                                                    |          | 21             |       |
| 99205          |                 |                                                    |          |                |       |
|                | <b>Aetna</b>    |                                                    |          |                |       |
|                |                 | Aetna US Healthcare                                | \$199.67 | \$189.67       | 1 *   |
|                |                 |                                                    |          | <u>1</u>       |       |
|                | <b>Standard</b> |                                                    |          |                |       |
|                |                 | American Medical Security                          | \$344.00 | \$217.88       | 1 *   |
|                |                 | Cigna Corporation                                  | \$344.00 | \$162.65       | 1 *   |
|                |                 |                                                    |          | <u>1</u>       |       |
|                |                 |                                                    |          | 2              |       |



| Procedure Code | Fee Schedule    | Insurance Carrier    | Allowed | Actual Allowed | Count     |
|----------------|-----------------|----------------------|---------|----------------|-----------|
| 99212          |                 |                      |         |                |           |
|                | <b>Aetna</b>    |                      |         |                |           |
|                |                 | Aetna US Healthcare  | \$43.50 | \$18.50        | 5 *       |
|                |                 | Aetna US Healthcare  | \$43.50 | \$23.50        | 6 *       |
|                |                 | Aetna US Healthcare  | \$43.50 | \$33.50        | 16 *      |
|                |                 |                      |         |                | <u>27</u> |
|                | <b>Medicare</b> |                      |         |                |           |
|                |                 | Medicare - Part B TX | \$38.50 | \$38.50        | 19        |
|                |                 |                      |         |                | <u>19</u> |

Insurance Carrier

Allowed

Actual Allowed

Count

99212

Standard

|                                                 |         |         |   |   |
|-------------------------------------------------|---------|---------|---|---|
| AARP                                            | \$75.00 | \$33.35 | 1 | * |
| AARP                                            | \$75.00 | \$33.80 | 1 | * |
| AARP                                            | \$75.00 | \$40.50 | 1 | * |
| AARP                                            | \$75.00 | \$42.06 | 1 | * |
| AARP                                            | \$75.00 | \$44.14 | 1 | * |
| AARP                                            | \$75.00 | \$45.18 | 1 | * |
| AARP                                            | \$75.00 | \$45.50 | 1 | * |
| AARP                                            | \$75.00 | \$48.10 | 1 | * |
| Admar Corporation                               | \$75.00 | \$31.22 | 1 | * |
| Admar Corporation                               | \$75.00 | \$32.01 | 1 | * |
| Admar Corporation                               | \$75.00 | \$34.54 | 1 | * |
| Admar Corporation                               | \$75.00 | \$39.38 | 1 | * |
| Admar Corporation                               | \$75.00 | \$40.70 | 1 | * |
| Allen Medical Claims Administrators             | \$75.00 | \$30.47 | 1 | * |
| Allen Medical Claims Administrators             | \$75.00 | \$31.30 | 1 | * |
| Allen Medical Claims Administrators             | \$75.00 | \$36.03 | 1 | * |
| Alliance                                        | \$75.00 | \$38.68 | 1 | * |
| Alliance                                        | \$75.00 | \$46.93 | 1 | * |
| Allied Benefit Systems, Inc                     | \$75.00 | \$25.70 | 1 | * |
| Allied Benefit Systems, Inc                     | \$75.00 | \$28.30 | 1 | * |
| Allied Benefit Systems, Inc                     | \$75.00 | \$30.45 | 1 | * |
| Allied Benefit Systems, Inc                     | \$75.00 | \$31.70 | 1 | * |
| Allied Benefit Systems, Inc                     | \$75.00 | \$32.95 | 1 | * |
| Allied Benefit Systems, Inc                     | \$75.00 | \$36.70 | 1 | * |
| Allied Benefit Systems, Inc                     | \$75.00 | \$37.10 | 1 | * |
| Amalgamated Life & Health Insurance Co (HMO)    | \$75.00 | \$35.16 | 1 | * |
| Amalgamated Life & Health Insurance Co (HMO)    | \$75.00 | \$36.40 | 1 | * |
| Amalgamated Life & Health Insurance Co (HMO)    | \$75.00 | \$40.69 | 1 | * |
| Amalgamated Life & Health Insurance Co (HMO)    | \$75.00 | \$47.39 | 1 | * |
| Amalgamated Life & Health Insurance Co (HMO)    | \$75.00 | \$47.97 | 1 | * |
| American Community Mutual Insurance Co          | \$75.00 | \$27.50 | 1 | * |
| American Community Mutual Insurance Co          | \$75.00 | \$31.13 | 1 | * |
| American Community Mutual Insurance Co          | \$75.00 | \$35.69 | 1 | * |
| American Community Mutual Insurance Co          | \$75.00 | \$37.43 | 1 | * |
| American Community Mutual Insurance Co          | \$75.00 | \$39.82 | 1 | * |
| American Community Mutual Insurance Co          | \$75.00 | \$46.02 | 1 | * |
| American Community Mutual Insurance Co          | \$75.00 | \$47.00 | 1 | * |
| American Medical Security                       | \$75.00 | \$36.19 | 1 | * |
| American Medical Security                       | \$75.00 | \$36.53 | 1 | * |
| American Medical Security                       | \$75.00 | \$38.23 | 1 | * |
| American Medical Security                       | \$75.00 | \$41.34 | 1 | * |
| American Medical Security                       | \$75.00 | \$44.46 | 1 | * |
| American Medical Security                       | \$75.00 | \$48.43 | 1 | * |
| American Postal Workers Union Health Plan (HMO) | \$75.00 | \$33.22 | 1 | * |
| American Postal Workers Union Health Plan (HMO) | \$75.00 | \$38.03 | 1 | * |
| American Postal Workers Union Health Plan (HMO) | \$75.00 | \$39.26 | 1 | * |
| American Postal Workers Union Health Plan (HMO) | \$75.00 | \$40.37 | 1 | * |
| American Postal Workers Union Health Plan (HMO) | \$75.00 | \$45.18 | 1 | * |
| American Postal Workers Union Health Plan (HMO) | \$75.00 | \$46.93 | 1 | * |
| Amway Corp                                      | \$75.00 | \$22.54 | 1 | * |
| Amway Corp                                      | \$75.00 | \$32.67 | 1 | * |
| Amway Corp                                      | \$75.00 | \$35.42 | 1 | * |
| Amway Corp                                      | \$75.00 | \$36.85 | 1 | * |
| Amway Corp                                      | \$75.00 | \$37.05 | 1 | * |
| Amway Corp                                      | \$75.00 | \$38.42 | 1 | * |
| Amway Corp                                      | \$75.00 | \$40.82 | 1 | * |
| Amway Corp                                      | \$75.00 | \$43.88 | 1 | * |
| Amway Corp                                      | \$75.00 | \$44.07 | 1 | * |
| Amway Corp                                      | \$75.00 | \$47.65 | 1 | * |
| Anthem Health (HMO)                             | \$75.00 | \$15.88 | 1 | * |
| Anthem Health (HMO)                             | \$75.00 | \$19.08 | 1 | * |

Insurance Carrier

Allowed

Actual Allowed

Count

99212

Standard

|                                                    |         |         |   |   |
|----------------------------------------------------|---------|---------|---|---|
| Anthem Health (HMO)                                | \$75.00 | \$30.09 | 1 | * |
| Anthem Health (HMO)                                | \$75.00 | \$30.42 | 1 | * |
| Anthem Health (HMO)                                | \$75.00 | \$34.21 | 1 | * |
| Anthem Health (HMO)                                | \$75.00 | \$35.42 | 1 | * |
| Blue Cross & Blue Shield of Texas                  | \$75.00 | \$19.89 | 1 | * |
| Blue Cross & Blue Shield of Texas                  | \$75.00 | \$20.59 | 1 | * |
| Blue Cross & Blue Shield of Texas                  | \$75.00 | \$27.72 | 1 | * |
| Blue Cross & Blue Shield of Texas                  | \$75.00 | \$28.93 | 1 | * |
| Blue Cross & Blue Shield of Texas                  | \$75.00 | \$28.99 | 1 | * |
| Blue Cross & Blue Shield of Texas                  | \$75.00 | \$29.65 | 1 | * |
| Blue Cross & Blue Shield of Texas                  | \$75.00 | \$31.02 | 1 | * |
| Blue Cross & Blue Shield of Texas                  | \$75.00 | \$32.89 | 1 | * |
| Blue Cross & Blue Shield of Texas                  | \$75.00 | \$33.28 | 1 | * |
| Blue Cross & Blue Shield of Texas                  | \$75.00 | \$33.41 | 1 | * |
| Blue Cross & Blue Shield of Texas                  | \$75.00 | \$34.06 | 1 | * |
| Blue Cross & Blue Shield of Texas                  | \$75.00 | \$34.13 | 1 | * |
| Blue Cross & Blue Shield of Texas                  | \$75.00 | \$35.26 | 1 | * |
| Blue Cross & Blue Shield of Texas                  | \$75.00 | \$35.36 | 1 | * |
| Blue Cross & Blue Shield of Texas                  | \$75.00 | \$35.75 | 1 | * |
| Blue Cross & Blue Shield of Texas                  | \$75.00 | \$35.81 | 1 | * |
| Blue Cross & Blue Shield of Texas                  | \$75.00 | \$36.58 | 1 | * |
| Blue Cross & Blue Shield of Texas                  | \$75.00 | \$37.02 | 1 | * |
| Blue Cross & Blue Shield of Texas                  | \$75.00 | \$37.13 | 1 | * |
| Blue Cross & Blue Shield of Texas                  | \$75.00 | \$38.89 | 1 | * |
| Blue Cross & Blue Shield of Texas                  | \$75.00 | \$38.94 | 1 | * |
| Blue Cross & Blue Shield of Texas                  | \$75.00 | \$39.88 | 1 | * |
| Blue Cross & Blue Shield of Texas                  | \$75.00 | \$43.55 | 1 | * |
| Blue Cross & Blue Shield of Texas                  | \$75.00 | \$44.92 | 1 | * |
| Blue Cross & Blue Shield of Texas                  | \$75.00 | \$45.24 | 1 | * |
| Blue Cross & Blue Shield of Texas                  | \$75.00 | \$45.63 | 1 | * |
| Blue Cross & Blue Shield of Texas                  | \$75.00 | \$46.87 | 1 | * |
| Blue Cross & Blue Shield of Texas                  | \$75.00 | \$48.62 | 1 | * |
| Blue Cross & Blue Shield of Texas                  | \$75.00 | \$66.38 | 1 | * |
| Blue Cross & Blue Shield of Texas                  | \$75.00 | \$66.42 | 1 | * |
| Boon-Chapman                                       | \$75.00 | \$35.62 | 1 | * |
| Boon-Chapman                                       | \$75.00 | \$36.40 | 1 | * |
| Boon-Chapman                                       | \$75.00 | \$43.29 | 1 | * |
| BPS Inc                                            | \$75.00 | \$34.26 | 1 | * |
| BPS Inc                                            | \$75.00 | \$38.55 | 1 | * |
| Businessmen's Assurance Company Of America         | \$75.00 | \$31.68 | 1 | * |
| Businessmen's Assurance Company Of America         | \$75.00 | \$36.85 | 1 | * |
| Businessmen's Assurance Company Of America         | \$75.00 | \$40.15 | 1 | * |
| Calends Group (PPO)                                | \$75.00 | \$25.15 | 1 | * |
| Calends Group (PPO)                                | \$75.00 | \$30.50 | 1 | * |
| Calends Group (PPO)                                | \$75.00 | \$31.40 | 1 | * |
| Calends Group (PPO)                                | \$75.00 | \$34.40 | 1 | * |
| Central Reserve Life Insurance Company Of North Am | \$75.00 | \$38.29 | 1 | * |
| Central Reserve Life Insurance Company Of North Am | \$75.00 | \$39.52 | 1 | * |
| Central Reserve Life Insurance Company Of North Am | \$75.00 | \$43.94 | 1 | * |
| Central Reserve Life Insurance Company Of North Am | \$75.00 | \$48.43 | 1 | * |
| Cigna Corporation                                  | \$75.00 | \$24.00 | 1 | * |
| Cigna Corporation                                  | \$75.00 | \$31.08 | 1 | * |
| Cigna Corporation                                  | \$75.00 | \$31.26 | 1 | * |
| Cigna Corporation                                  | \$75.00 | \$31.30 | 1 | * |
| Cigna Corporation                                  | \$75.00 | \$31.74 | 2 | * |
| Cigna Corporation                                  | \$75.00 | \$32.12 | 1 | * |
| Cigna Corporation                                  | \$75.00 | \$32.50 | 1 | * |
| Cigna Corporation                                  | \$75.00 | \$32.56 | 1 | * |
| Cigna Corporation                                  | \$75.00 | \$32.57 | 1 | * |
| Cigna Corporation                                  | \$75.00 | \$33.35 | 1 | * |
| Cigna Corporation                                  | \$75.00 | \$33.66 | 1 | * |

Insurance Carrier

Allowed

Actual Allowed

Count

99212

Standard

|                   |         |         |   |   |
|-------------------|---------|---------|---|---|
| Cigna Corporation | \$75.00 | \$34.06 | 1 | * |
| Cigna Corporation | \$75.00 | \$34.43 | 1 | * |
| Cigna Corporation | \$75.00 | \$34.65 | 1 | * |
| Cigna Corporation | \$75.00 | \$34.98 | 1 | * |
| Cigna Corporation | \$75.00 | \$35.70 | 1 | * |
| Cigna Corporation | \$75.00 | \$36.01 | 2 | * |
| Cigna Corporation | \$75.00 | \$36.06 | 1 | * |
| Cigna Corporation | \$75.00 | \$36.47 | 1 | * |
| Cigna Corporation | \$75.00 | \$37.12 | 1 | * |
| Cigna Corporation | \$75.00 | \$37.25 | 1 | * |
| Cigna Corporation | \$75.00 | \$37.26 | 1 | * |
| Cigna Corporation | \$75.00 | \$37.29 | 1 | * |
| Cigna Corporation | \$75.00 | \$37.32 | 1 | * |
| Cigna Corporation | \$75.00 | \$37.57 | 1 | * |
| Cigna Corporation | \$75.00 | \$37.83 | 1 | * |
| Cigna Corporation | \$75.00 | \$39.00 | 1 | * |
| Cigna Corporation | \$75.00 | \$39.20 | 1 | * |
| Cigna Corporation | \$75.00 | \$39.46 | 1 | * |
| Cigna Corporation | \$75.00 | \$39.72 | 1 | * |
| Cigna Corporation | \$75.00 | \$40.65 | 1 | * |
| Cigna Corporation | \$75.00 | \$40.87 | 1 | * |
| Cigna Corporation | \$75.00 | \$40.98 | 1 | * |
| Cigna Corporation | \$75.00 | \$41.41 | 1 | * |
| Cigna Corporation | \$75.00 | \$43.42 | 1 | * |
| Cigna Corporation | \$75.00 | \$43.55 | 1 | * |
| Cigna Corporation | \$75.00 | \$43.92 | 1 | * |
| Cigna Corporation | \$75.00 | \$44.27 | 1 | * |
| Cigna Corporation | \$75.00 | \$44.85 | 1 | * |
| Cigna Corporation | \$75.00 | \$45.18 | 1 | * |
| Cigna Corporation | \$75.00 | \$45.96 | 1 | * |
| Cigna Corporation | \$75.00 | \$47.32 | 1 | * |
| Cigna Corporation | \$75.00 | \$48.36 | 1 | * |
| CNA               | \$75.00 | \$40.17 | 1 | * |
| CNA               | \$75.00 | \$45.05 | 1 | * |
| CNA               | \$75.00 | \$45.37 | 1 | * |
| CNA               | \$75.00 | \$45.63 | 1 | * |
| United Healthcare | \$75.00 | \$34.65 | 1 | * |
| United Healthcare | \$75.00 | \$35.17 | 1 | * |
| United Healthcare | \$75.00 | \$39.85 | 1 | * |

163

| Procedure Code | Fee Schedule    | Insurance Carrier    | Allowed | Actual Allowed | Count     |
|----------------|-----------------|----------------------|---------|----------------|-----------|
| 99213          |                 |                      |         |                |           |
|                | <b>Aetna</b>    |                      |         |                |           |
|                |                 | Aetna US Healthcare  | \$60.47 | \$35.47        | 6 *       |
|                |                 | Aetna US Healthcare  | \$60.47 | \$40.47        | 4 *       |
|                |                 | Aetna US Healthcare  | \$60.47 | \$50.47        | 15 *      |
|                |                 |                      |         |                | <u>25</u> |
|                | <b>Medicare</b> |                      |         |                |           |
|                |                 | Medicare - Part B TX | \$53.52 | \$53.52        | <u>7</u>  |
|                |                 |                      |         |                | 7         |

Insurance Carrier

Allowed

Actual Allowed

Count

99213

Standard

|                                                 |          |         |   |   |
|-------------------------------------------------|----------|---------|---|---|
| AARP                                            | \$104.00 | \$51.70 | 1 | * |
| AARP                                            | \$104.00 | \$53.77 | 1 | * |
| AARP                                            | \$104.00 | \$61.29 | 1 | * |
| AARP                                            | \$104.00 | \$64.95 | 1 | * |
| AARP                                            | \$104.00 | \$66.65 | 1 | * |
| AARP                                            | \$104.00 | \$69.18 | 1 | * |
| Admar Corporation                               | \$104.00 | \$47.63 | 1 | * |
| Admar Corporation                               | \$104.00 | \$56.20 | 1 | * |
| Admar Corporation                               | \$104.00 | \$58.47 | 1 | * |
| Admar Corporation                               | \$104.00 | \$60.40 | 1 | * |
| Admar Corporation                               | \$104.00 | \$70.03 | 1 | * |
| Allen Medical Claims Administrators             | \$104.00 | \$44.35 | 1 | * |
| Allen Medical Claims Administrators             | \$104.00 | \$50.57 | 1 | * |
| Alliance                                        | \$104.00 | \$37.58 | 1 | * |
| Alliance                                        | \$104.00 | \$53.86 | 1 | * |
| Alliance                                        | \$104.00 | \$55.27 | 1 | * |
| Allied Benefit Systems, Inc                     | \$104.00 | \$50.82 | 1 | * |
| Allied Benefit Systems, Inc                     | \$104.00 | \$53.07 | 1 | * |
| Allied Benefit Systems, Inc                     | \$104.00 | \$54.52 | 1 | * |
| Allied Benefit Systems, Inc                     | \$104.00 | \$57.79 | 1 | * |
| Amalgamated Life & Health Insurance Co (HMO)    | \$104.00 | \$47.00 | 1 | * |
| American Community Mutual Insurance Co          | \$104.00 | \$42.59 | 1 | * |
| American Community Mutual Insurance Co          | \$104.00 | \$52.58 | 1 | * |
| American Community Mutual Insurance Co          | \$104.00 | \$58.66 | 1 | * |
| American Community Mutual Insurance Co          | \$104.00 | \$60.91 | 1 | * |
| American Medical Security                       | \$104.00 | \$43.43 | 1 | * |
| American Medical Security                       | \$104.00 | \$56.62 | 1 | * |
| American Medical Security                       | \$104.00 | \$58.38 | 1 | * |
| American Postal Workers Union Health Plan (HMO) | \$104.00 | \$48.97 | 1 | * |
| American Postal Workers Union Health Plan (HMO) | \$104.00 | \$52.92 | 1 | * |
| American Postal Workers Union Health Plan (HMO) | \$104.00 | \$55.08 | 1 | * |
| American Postal Workers Union Health Plan (HMO) | \$104.00 | \$62.70 | 1 | * |
| American Postal Workers Union Health Plan (HMO) | \$104.00 | \$63.17 | 1 | * |
| Amway Corp                                      | \$104.00 | \$36.36 | 1 | * |
| Amway Corp                                      | \$104.00 | \$49.63 | 1 | * |
| Amway Corp                                      | \$104.00 | \$50.90 | 1 | * |
| Amway Corp                                      | \$104.00 | \$67.87 | 1 | * |
| Blue Cross & Blue Shield of Texas               | \$104.00 | \$30.03 | 1 | * |
| Blue Cross & Blue Shield of Texas               | \$104.00 | \$44.10 | 1 | * |
| Blue Cross & Blue Shield of Texas               | \$104.00 | \$45.28 | 1 | * |
| Blue Cross & Blue Shield of Texas               | \$104.00 | \$47.00 | 1 | * |
| Blue Cross & Blue Shield of Texas               | \$104.00 | \$47.19 | 1 | * |
| Blue Cross & Blue Shield of Texas               | \$104.00 | \$47.66 | 1 | * |
| Blue Cross & Blue Shield of Texas               | \$104.00 | \$49.63 | 1 | * |
| Blue Cross & Blue Shield of Texas               | \$104.00 | \$49.73 | 1 | * |
| Blue Cross & Blue Shield of Texas               | \$104.00 | \$52.26 | 1 | * |
| Blue Cross & Blue Shield of Texas               | \$104.00 | \$53.49 | 1 | * |
| Blue Cross & Blue Shield of Texas               | \$104.00 | \$54.94 | 1 | * |
| Blue Cross & Blue Shield of Texas               | \$104.00 | \$54.95 | 1 | * |
| Blue Cross & Blue Shield of Texas               | \$104.00 | \$56.78 | 1 | * |
| Blue Cross & Blue Shield of Texas               | \$104.00 | \$58.80 | 1 | * |
| Blue Cross & Blue Shield of Texas               | \$104.00 | \$60.56 | 1 | * |
| Blue Cross & Blue Shield of Texas               | \$104.00 | \$60.82 | 1 | * |
| Blue Cross & Blue Shield of Texas               | \$104.00 | \$65.24 | 1 | * |
| Blue Cross & Blue Shield of Texas               | \$104.00 | \$68.81 | 1 | * |
| Blue Cross & Blue Shield of Texas               | \$104.00 | \$69.28 | 1 | * |
| Boon-Chapman                                    | \$104.00 | \$56.49 | 1 | * |
| Boon-Chapman                                    | \$104.00 | \$64.48 | 1 | * |
| BPS Inc                                         | \$104.00 | \$49.54 | 1 | * |
| BPS Inc                                         | \$104.00 | \$55.55 | 1 | * |
| BPS Inc                                         | \$104.00 | \$55.65 | 1 | * |

Insurance Carrier

Allowed

Actual Allowed

Count

99213

Standard

|                                                    |          |         |     |
|----------------------------------------------------|----------|---------|-----|
| BPS Inc                                            | \$104.00 | \$69.18 | 1 * |
| Businessmen's Assurance Company Of America         | \$104.00 | \$49.22 | 1 * |
| Calends Group (PPO)                                | \$104.00 | \$54.98 | 1 * |
| Central Reserve Life Insurance Company Of North Am | \$104.00 | \$47.47 | 1 * |
| Central Reserve Life Insurance Company Of North Am | \$104.00 | \$61.57 | 1 * |
| Cigna Corporation                                  | \$104.00 | \$26.03 | 1 * |
| Cigna Corporation                                  | \$104.00 | \$28.50 | 1 * |
| Cigna Corporation                                  | \$104.00 | \$44.35 | 1 * |
| Cigna Corporation                                  | \$104.00 | \$45.01 | 1 * |
| Cigna Corporation                                  | \$104.00 | \$45.61 | 1 * |
| Cigna Corporation                                  | \$104.00 | \$46.18 | 1 * |
| Cigna Corporation                                  | \$104.00 | \$49.35 | 1 * |
| Cigna Corporation                                  | \$104.00 | \$49.50 | 1 * |
| Cigna Corporation                                  | \$104.00 | \$49.81 | 1 * |
| Cigna Corporation                                  | \$104.00 | \$50.67 | 1 * |
| Cigna Corporation                                  | \$104.00 | \$50.90 | 1 * |
| Cigna Corporation                                  | \$104.00 | \$52.75 | 1 * |
| Cigna Corporation                                  | \$104.00 | \$55.91 | 1 * |
| Cigna Corporation                                  | \$104.00 | \$57.46 | 1 * |
| Cigna Corporation                                  | \$104.00 | \$58.09 | 1 * |
| Cigna Corporation                                  | \$104.00 | \$59.22 | 1 * |
| Cigna Corporation                                  | \$104.00 | \$60.16 | 1 * |
| Cigna Corporation                                  | \$104.00 | \$60.23 | 1 * |
| Cigna Corporation                                  | \$104.00 | \$60.35 | 1 * |
| Cigna Corporation                                  | \$104.00 | \$60.82 | 1 * |
| Cigna Corporation                                  | \$104.00 | \$61.10 | 1 * |
| Cigna Corporation                                  | \$104.00 | \$61.29 | 1 * |
| Cigna Corporation                                  | \$104.00 | \$61.74 | 1 * |
| Cigna Corporation                                  | \$104.00 | \$67.68 | 1 * |
| CNA                                                | \$104.00 | \$48.43 | 1 * |
| CNA                                                | \$104.00 | \$51.42 | 1 * |
| CNA                                                | \$104.00 | \$62.04 | 1 * |
| United Healthcare                                  | \$104.00 | \$69.84 | 1 * |

94

| Procedure Code | Fee Schedule    | Insurance Carrier    | Allowed | Actual Allowed | Count     |
|----------------|-----------------|----------------------|---------|----------------|-----------|
| 99214          |                 |                      |         |                |           |
|                | <b>Aetna</b>    |                      |         |                |           |
|                |                 | Aetna US Healthcare  | \$94.83 | \$69.83        | 4 *       |
|                |                 | Aetna US Healthcare  | \$94.83 | \$74.83        | 5 *       |
|                |                 | Aetna US Healthcare  | \$94.83 | \$84.83        | 14 *      |
|                |                 |                      |         |                | <u>23</u> |
|                | <b>Medicare</b> |                      |         |                |           |
|                |                 | Medicare - Part B TX | \$83.93 | \$83.93        | 7         |
|                |                 |                      |         |                | <u>7</u>  |

Insurance Carrier

Allowed

Actual Allowed

Count

99214

Standard

|                                                    |          |          |   |   |
|----------------------------------------------------|----------|----------|---|---|
| AARP                                               | \$164.00 | \$78.69  | 1 | * |
| AARP                                               | \$164.00 | \$92.86  | 1 | * |
| Admar Corporation                                  | \$164.00 | \$67.11  | 1 | * |
| Admar Corporation                                  | \$164.00 | \$79.77  | 1 | * |
| Admar Corporation                                  | \$164.00 | \$81.31  | 1 | * |
| Admar Corporation                                  | \$164.00 | \$87.16  | 1 | * |
| Admar Corporation                                  | \$164.00 | \$91.44  | 1 | * |
| Admar Corporation                                  | \$164.00 | \$102.87 | 1 | * |
| Allen Medical Claims Administrators                | \$164.00 | \$88.42  | 1 | * |
| Allen Medical Claims Administrators                | \$164.00 | \$103.25 | 1 | * |
| Alliance                                           | \$164.00 | \$79.93  | 1 | * |
| Alliance                                           | \$164.00 | \$96.25  | 1 | * |
| Allied Benefit Systems, Inc                        | \$164.00 | \$73.39  | 1 | * |
| Allied Benefit Systems, Inc                        | \$164.00 | \$91.60  | 1 | * |
| Allied Benefit Systems, Inc                        | \$164.00 | \$102.82 | 1 | * |
| Allied Benefit Systems, Inc                        | \$164.00 | \$104.54 | 1 | * |
| Amalgamated Life & Health Insurance Co (HMO)       | \$164.00 | \$83.72  | 1 | * |
| Amalgamated Life & Health Insurance Co (HMO)       | \$164.00 | \$102.10 | 1 | * |
| American Community Mutual Insurance Co             | \$164.00 | \$59.20  | 1 | * |
| American Community Mutual Insurance Co             | \$164.00 | \$78.55  | 1 | * |
| American Community Mutual Insurance Co             | \$164.00 | \$81.57  | 1 | * |
| American Community Mutual Insurance Co             | \$164.00 | \$101.38 | 1 | * |
| American Medical Security                          | \$164.00 | \$89.88  | 1 | * |
| American Medical Security                          | \$164.00 | \$90.14  | 1 | * |
| American Medical Security                          | \$164.00 | \$91.48  | 1 | * |
| American Medical Security                          | \$164.00 | \$92.16  | 1 | * |
| American Medical Security                          | \$164.00 | \$109.19 | 1 | * |
| American Postal Workers Union Health Plan (HMO)    | \$164.00 | \$111.96 | 1 | * |
| American Postal Workers Union Health Plan (HMO)    | \$164.00 | \$112.57 | 1 | * |
| American Postal Workers Union Health Plan (HMO)    | \$164.00 | \$113.81 | 1 | * |
| Amway Corp                                         | \$164.00 | \$79.06  | 1 | * |
| Amway Corp                                         | \$164.00 | \$106.99 | 1 | * |
| Anthem Health (HMO)                                | \$164.00 | \$89.28  | 1 | * |
| Anthem Health (HMO)                                | \$164.00 | \$98.78  | 1 | * |
| Blue Cross & Blue Shield of Texas                  | \$164.00 | \$60.06  | 1 | * |
| Blue Cross & Blue Shield of Texas                  | \$164.00 | \$64.92  | 1 | * |
| Blue Cross & Blue Shield of Texas                  | \$164.00 | \$76.83  | 1 | * |
| Blue Cross & Blue Shield of Texas                  | \$164.00 | \$87.72  | 1 | * |
| Blue Cross & Blue Shield of Texas                  | \$164.00 | \$89.01  | 1 | * |
| Blue Cross & Blue Shield of Texas                  | \$164.00 | \$90.09  | 1 | * |
| Blue Cross & Blue Shield of Texas                  | \$164.00 | \$97.79  | 1 | * |
| Blue Cross & Blue Shield of Texas                  | \$164.00 | \$102.95 | 1 | * |
| Blue Cross & Blue Shield of Texas                  | \$164.00 | \$107.80 | 1 | * |
| Blue Cross & Blue Shield of Texas                  | \$164.00 | \$115.19 | 2 | * |
| Boon-Chapman                                       | \$164.00 | \$107.49 | 1 | * |
| Boon-Chapman                                       | \$164.00 | \$110.57 | 1 | * |
| Businessmen's Assurance Company Of America         | \$164.00 | \$88.27  | 1 | * |
| Businessmen's Assurance Company Of America         | \$164.00 | \$98.06  | 1 | * |
| Calends Group (PPO)                                | \$164.00 | \$69.64  | 1 | * |
| Calends Group (PPO)                                | \$164.00 | \$82.71  | 1 | * |
| Central Reserve Life Insurance Company Of North Am | \$164.00 | \$99.18  | 1 | * |
| Central Reserve Life Insurance Company Of North Am | \$164.00 | \$100.25 | 1 | * |
| Cigna Corporation                                  | \$164.00 | \$64.01  | 1 | * |
| Cigna Corporation                                  | \$164.00 | \$69.48  | 1 | * |
| Cigna Corporation                                  | \$164.00 | \$75.89  | 1 | * |
| Cigna Corporation                                  | \$164.00 | \$76.58  | 1 | * |
| Cigna Corporation                                  | \$164.00 | \$78.11  | 1 | * |
| Cigna Corporation                                  | \$164.00 | \$90.58  | 1 | * |
| Cigna Corporation                                  | \$164.00 | \$91.18  | 1 | * |
| Cigna Corporation                                  | \$164.00 | \$95.64  | 1 | * |
| Cigna Corporation                                  | \$164.00 | \$95.91  | 1 | * |

| Procedure Code | Fee Schedule    | Insurance Carrier                                  | Allowed  | Actual Allowed | Count     |
|----------------|-----------------|----------------------------------------------------|----------|----------------|-----------|
| 99214          |                 |                                                    |          |                |           |
|                | <b>Standard</b> |                                                    |          |                |           |
|                |                 | Cigna Corporation                                  | \$164.00 | \$101.23       | 1 *       |
|                |                 | Cigna Corporation                                  | \$164.00 | \$101.95       | 1 *       |
|                |                 | Cigna Corporation                                  | \$164.00 | \$103.49       | 1 *       |
|                |                 | Cigna Corporation                                  | \$164.00 | \$105.80       | 1 *       |
|                |                 | Cigna Corporation                                  | \$164.00 | \$107.18       | 1 *       |
|                |                 | Cigna Corporation                                  | \$164.00 | \$108.57       | 1 *       |
|                |                 | Cigna Corporation                                  | \$164.00 | \$109.03       | 1 *       |
|                |                 | Cigna Corporation                                  | \$164.00 | \$113.81       | 1 *       |
|                |                 | Cigna Corporation                                  | \$164.00 | \$114.73       | 1 *       |
|                |                 | CNA                                                | \$164.00 | \$109.19       | 1 *       |
|                |                 | United Healthcare                                  | \$164.00 | \$79.00        | 1 *       |
|                |                 | United Healthcare                                  | \$164.00 | \$86.55        | 1 *       |
|                |                 |                                                    |          |                | <u>74</u> |
| 99215          |                 |                                                    |          |                |           |
|                | <b>Aetna</b>    |                                                    |          |                |           |
|                |                 | Aetna US Healthcare                                | \$139.20 | \$114.20       | 1 *       |
|                |                 | Aetna US Healthcare                                | \$139.20 | \$129.20       | 1 *       |
|                |                 |                                                    |          |                | <u>2</u>  |
|                | <b>Medicare</b> |                                                    |          |                |           |
|                |                 | Medicare - Part B TX                               | \$123.20 | \$123.20       | 2         |
|                |                 |                                                    |          |                | <u>2</u>  |
|                | <b>Standard</b> |                                                    |          |                |           |
|                |                 | Allen Medical Claims Administrators                | \$240.00 | \$135.96       | 1 *       |
|                |                 | American Community Mutual Insurance Co             | \$240.00 | \$93.95        | 1 *       |
|                |                 | American Postal Workers Union Health Plan (HMO)    | \$240.00 | \$166.06       | 1 *       |
|                |                 | Blue Cross & Blue Shield of Texas                  | \$240.00 | \$110.09       | 1 *       |
|                |                 | Blue Cross & Blue Shield of Texas                  | \$240.00 | \$122.32       | 1 *       |
|                |                 | Calends Group (PPO)                                | \$240.00 | \$115.67       | 1 *       |
|                |                 | Cigna Corporation                                  | \$240.00 | \$139.38       | 1 *       |
|                |                 | Cigna Corporation                                  | \$240.00 | \$145.20       | 1 *       |
|                |                 |                                                    |          |                | <u>8</u>  |
| A7007          |                 |                                                    |          |                |           |
|                | <b>Aetna</b>    |                                                    |          |                |           |
|                |                 | Aetna US Healthcare                                | \$58.73  | \$58.73        | 1         |
|                |                 |                                                    |          |                | <u>1</u>  |
|                | <b>Standard</b> |                                                    |          |                |           |
|                |                 | American Community Mutual Insurance Co             | \$101.00 | \$34.95        | 1 *       |
|                |                 | Cigna Corporation                                  | \$101.00 | \$48.18        | 1 *       |
|                |                 |                                                    |          |                | <u>2</u>  |
| A7010          |                 |                                                    |          |                |           |
|                | <b>Standard</b> |                                                    |          |                |           |
|                |                 | Allen Medical Claims Administrators                | \$101.00 | \$38.08        | 1 *       |
|                |                 | Central Reserve Life Insurance Company Of North Am | \$101.00 | \$35.04        | 1 *       |
|                |                 | Cigna Corporation                                  | \$101.00 | \$43.20        | 1 *       |
|                |                 |                                                    |          |                | <u>3</u>  |
| A9505          |                 |                                                    |          |                |           |
|                | <b>Standard</b> |                                                    |          |                |           |
|                |                 | Allen Medical Claims Administrators                | \$101.00 | \$46.02        | 1 *       |
|                |                 | Allied Benefit Systems, Inc                        | \$101.00 | \$40.60        | 1 *       |
|                |                 | Blue Cross & Blue Shield of Texas                  | \$101.00 | \$26.48        | 1 *       |
|                |                 |                                                    |          |                | <u>3</u>  |
| E0590          |                 |                                                    |          |                |           |
|                | <b>Standard</b> |                                                    |          |                |           |
|                |                 | American Medical Security                          | \$101.00 | \$61.88        | 1 *       |
|                |                 | American Postal Workers Union Health Plan (HMO)    | \$101.00 | \$53.38        | 1 *       |
|                |                 | Cigna Corporation                                  | \$101.00 | \$31.79        | 1 *       |
|                |                 |                                                    |          |                | <u>3</u>  |

| Procedure Code | Fee Schedule    | Insurance Carrier                 | Allowed  | Actual Allowed | Count           |
|----------------|-----------------|-----------------------------------|----------|----------------|-----------------|
| <b>G0105</b>   | <b>Aetna</b>    | Aetna US Healthcare               | \$58.73  | \$58.73        | <u>1</u><br>1   |
| <b>G0121</b>   | <b>Standard</b> | AARP                              | \$101.00 | \$36.72        | <u>1</u> *<br>1 |
| <b>J1030</b>   | <b>Standard</b> | Boon-Chapman                      | \$101.00 | \$30.33        | <u>1</u> *<br>1 |
| <b>J1094</b>   | <b>Aetna</b>    | Aetna US Healthcare               | \$58.73  | \$58.73        | <u>1</u><br>1   |
| <b>J2550</b>   | <b>Aetna</b>    | Aetna US Healthcare               | \$58.73  | \$58.73        | <u>1</u><br>1   |
|                | <b>Standard</b> | Cigna Corporation                 | \$101.00 | \$39.96        | <u>1</u> *<br>1 |
| <b>J7619</b>   | <b>Aetna</b>    | Aetna US Healthcare               | \$58.73  | \$58.73        | <u>1</u><br>1   |
|                | <b>Medicare</b> | Medicare - Part B TX              | \$51.98  | \$51.98        | <u>1</u><br>1   |
|                | <b>Standard</b> | Admar Corporation                 | \$101.00 | \$27.10        | 1 *             |
|                |                 | Boon-Chapman                      | \$101.00 | \$47.53        | 1 *             |
|                |                 | Cigna Corporation                 | \$101.00 | \$27.73        | 1 *             |
|                |                 | Cigna Corporation                 | \$101.00 | \$38.20        | <u>1</u> *<br>4 |
| <b>V5011</b>   | <b>Standard</b> | Blue Cross & Blue Shield of Texas | \$101.00 | \$25.96        | <u>1</u> *<br>1 |