

Financial, Monthly Transaction Summary

Description


This report is similar to the Monthly Financial Summary in that it provides a summary of the charges, payments, and adjustments for a specified date range. However, the Monthly Transaction Summary separates the patient and insurance balances, rather than providing a grand total only.


This report is useful for examining the number of charges, types of payments, types of adjustments, and the quantity of each, per month. Specifically, it could be used to identify negative payment totals by month (for example, Non-Sufficient Funds and Refund transactions) if a specific payment type is used for those transactions.


Note: This report will balance to the Monthly Financial Summary if both reports are run by either the date of service or date of entry.


Close

Input Parameters

Doctor 


Facility 

Company 

Group by 

Date of Service Date of Entry

Month

Footer 

Criteria None First Page Separate Page

Monthly Transaction Summary

	Month to Date						Year to Date (from 01/01/2004)					
	Patient Amount	Patient Count	Insurance Amount	Insurance Count	Total Amount	Total Count	Patient Amount	Patient Count	Insurance Amount	Insurance Count	Total Amount	Total Count
Beginning A/R	\$2,068.20		\$103,226.73		\$105,294.93		\$0.00		\$160.20		\$160.20	
Charges												
Total	\$310.00		\$13,278.00		\$13,588.00	47	\$14,269.40		\$456,205.53		\$470,474.93	1,558
Payments												
Unknown	\$0.00	0	\$0.00	4	\$0.00	4	\$0.00	0	\$0.00	4	\$0.00	4
Payment	(\$55.00)	3	(\$16,758.22)	47	(\$16,813.22)	50	(\$11,946.20)	454	(\$175,144.62)	543	(\$187,090.82)	997
Total	(\$55.00)	3	(\$16,758.22)	51	(\$16,813.22)	54	(\$11,946.20)	454	(\$175,144.62)	547	(\$187,090.82)	1,001
Adjustments												
Disallowed	\$0.00	0	(\$19,730.56)	46	(\$19,730.56)	46	\$0.00	0	(\$201,205.16)	542	(\$201,205.16)	542
Total	\$0.00	0	(\$19,730.56)	46	(\$19,730.56)	46	\$0.00	0	(\$201,205.16)	542	(\$201,205.16)	542
Total Effect on A/R	\$255.00		(\$23,210.78)		(\$22,955.78)		\$2,323.20		\$79,855.75		\$82,178.95	
Ending A/R	\$2,323.20		\$80,015.95		\$82,339.15		\$2,323.20		\$80,015.95		\$82,339.15	