

# Financial, Reimbursement Summary By DOS

**Description**

This report tracks the total transactions for the date range specified, including patient/insurance payments, patient/insurance adjustments, and collections percentages. It also includes details on the charges to which these transactions were applied by the original service month the charges were entered. Charges are included on the report based on the original charge entry date. Transactions are included on the report if the batch entry date falls within the specified date range (excluding deposits).




This report allows you to determine which service month is related to the specified month's financial activity, which can allow your practice to review how old the charges are to which you are applying financial activity. It is also useful in determining which service month generates the highest percentage of collections. This report could also be used to examine the efficiency of entry and collections staff as it tracks specific entry date ranges and applies them against the original service dates.

To review and compare charges by department, financial class, or insurance carrier/group, see the Reimbursement Summary report.

Note: Only charges on the Reimbursement Summary by Date of Service report will balance to other Financial Summaries.

Close

## Input Parameters

Doctor	<input type="text"/>		
Facility	<input type="text"/>		
Company	<input type="text"/>		
From Date	<input type="text"/>	To Date	<input type="text"/>
Footer	<input type="text" value="Default"/>		
Criteria	<input checked="" type="radio"/> None	<input type="radio"/> First Page	<input type="radio"/> Separate Page

## Reimbursement Summary by DOS

Month of service	Total charges for month of service	Charges	% of total charges	Patient payments (deposits excluded)	% of total charges	Insurance payments	% of total charges	Total payments	% of total charges	Patient adjustments	% of total charges	Insurance adjustments	% of total charges	Total adjustments	% of total charges	Collection percentage
12/04	\$13,588.00	\$13,588.00	100.00	\$215.00	1.58	\$5,427.21	39.94	\$5,642.21	41.52			\$6,685.79	49.20	\$6,685.79	49.20	90.73
11/04	\$41,425.00	\$41,425.00	100.00	\$805.20	1.94	\$15,499.87	37.42	\$16,305.07	39.36			\$17,427.11	42.07	\$17,427.11	42.07	81.43
10/04	\$59,593.00	\$59,593.00	100.00	\$2,927.80	4.91	\$19,339.40	32.45	\$22,267.20	37.37			\$21,940.60	36.82	\$21,940.60	36.82	74.18
9/04	\$61,259.00	\$61,259.00	100.00	\$1,007.60	1.64	\$24,598.04	40.15	\$25,605.64	41.80			\$27,259.36	44.50	\$27,259.36	44.50	86.30
8/04	\$35,374.00	\$35,374.00	100.00	\$911.20	2.58	\$14,139.82	39.97	\$15,051.02	42.55			\$14,924.98	42.19	\$14,924.98	42.19	84.74
7/04	\$5,039.00	\$5,039.00	100.00	\$121.00	2.40	\$1,843.03	36.58	\$1,964.03	38.98			\$2,267.97	45.01	\$2,267.97	45.01	83.98
6/04	\$22,030.00	\$22,030.00	100.00	\$461.00	2.09	\$5,427.40	24.64	\$5,888.40	26.73			\$8,409.60	38.17	\$8,409.60	38.17	64.90
5/04	\$26,108.16	\$26,108.16	100.00	\$353.00	1.35	\$10,047.33	38.48	\$10,400.33	39.84			\$10,151.67	38.88	\$10,151.67	38.88	78.72
4/04	\$39,633.16	\$39,633.16	100.00	\$642.40	1.62	\$14,723.80	37.15	\$15,366.20	38.77			\$19,611.80	49.48	\$19,611.80	49.48	88.25
3/04	\$77,924.00	\$77,924.00	100.00	\$2,128.20	2.73	\$30,310.65	38.90	\$32,438.85	41.63			\$35,243.15	45.23	\$35,243.15	45.23	86.86
2/04	\$62,076.61	\$62,076.61	100.00	\$1,551.40	2.50	\$25,484.76	41.05	\$27,036.16	43.55			\$26,868.84	43.28	\$26,868.84	43.28	86.84
1/04	\$26,425.00	\$26,425.00	100.00	\$822.40	3.11	\$8,303.32	31.42	\$9,125.72	34.53			\$10,414.28	39.41	\$10,414.28	39.41	73.95
<b>Total</b>		<b>\$470,474.93</b>		<b>\$11,946.20</b>		<b>\$175,144.62</b>		<b>\$187,090.82</b>				<b>\$201,205.16</b>		<b>\$201,205.16</b>		